

# DAILY REPORT



For more information, email [trading\\_sales@tsx.com](mailto:trading_sales@tsx.com)

April 22, 2022

Indices	April 22 Close	Previous Close	Change	% Change
S&P/TSX Composite Index	21,186.38			%
S&P/TSX 60 Index	1,281.87			%
S&P/TSX Venture Composite	836.63			%
S&P/TSX Completion Index	1,227.50			%
S&P/TSX Smallcap Index	806.40			%

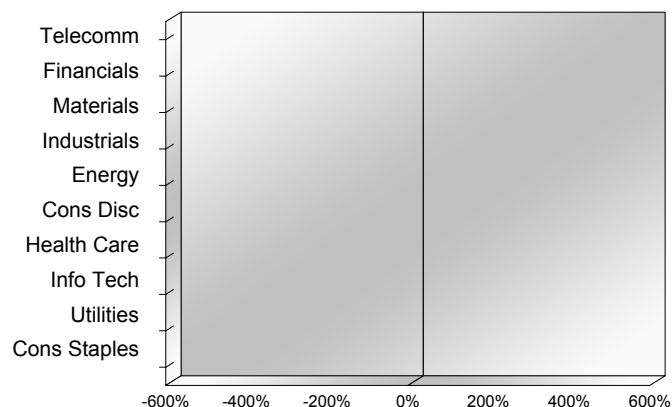
S&P/TSX Composite Index		
Advancers	Decliners	Unchanged
0	0	0

S&P/TSX Composite Index			
Top 10 Index Contributors		Top 10 Index Detractors	
Constituent	Index Contribution	Constituent	Index Contribution

S&P/TSX Composite Index			
Top 10 Advancers		Top 10 Decliners	
Constituent	Return	Constituent	Return
	%		%

S&P/TSX Composite Index				
Sector	# of Index Constituents	Weight	Market Cap (\$B)	Index Contribution
Communication Services	7	%	\$162.92	
Financials	28	%	\$965.22	
Materials	52	%	\$413.59	
Industrials	30	%	\$359.19	
Energy	34	%	\$528.63	
Consumer Discretionary	14	%	\$100.90	
Health Care	8	%	\$18.94	
Information Technology	16	%	\$175.69	
Utilities	16	%	\$149.34	
Consumer Staples	11	%	\$120.38	
<b>S&amp;P/TSX Composite Index</b>	<b>216</b>	<b>%</b>	<b>\$2,994.79</b>	

S&P/TSX Composite Index - Sectors Returns



This report is published by TSX Inc. TSX Inc. does not guarantee either the completeness or the accuracy of this information. The information contained in this report is provided for informational purposes only and you agree not to rely upon the information contained in this report for any trading, business or financial purpose. These sheets are printed in Canada and issued by TSX Inc. under the express condition, to which everyone receiving or making use thereof assents, that no liability shall be incurred by TSX Inc. or its affiliated companies or any other vendor or donor, including, without limitation, for reliance on or for any errors or inaccuracies in this report. Neither TMX Group Limited, TSX Inc., nor any of their affiliated companies, guarantees the completeness of the information contained in this document and are not responsible for any errors or omission in or your use of, or reliance on, the information. This publication is under copyright. © 2016 TSX Inc. All rights reserved. Do not copy, distribute, sell or modify this publication without the prior written consent of TSX Inc. <http://www.tsx.com/trading>

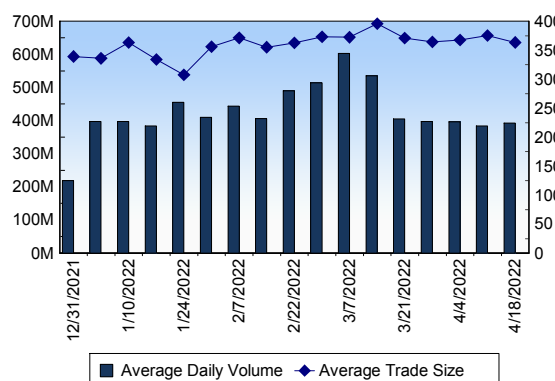
## TSX

Daily Volume	455,221,408
Daily Value	\$13,076,700,634
Daily Trades	1,220,890
Daily Symbols Traded	2,182

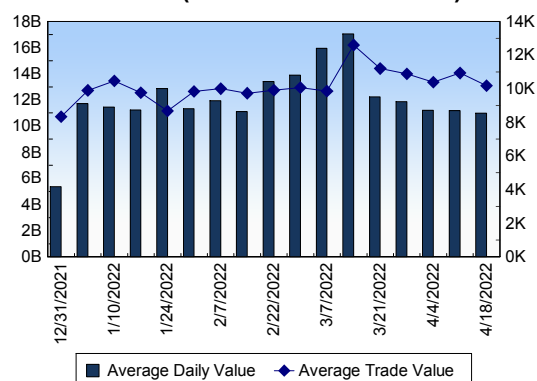
## TSX ANONYMOUS TRADING

Daily Volume	195,047,446
Daily Value	\$5,020,735,524
Average Trade Size	339
% TSX Volume	42.85 %

### TSX Volume



### TSX Value ( in Canadian Dollars )



### Top 20 TSX Symbols by Volume

Symbol	TSX Volume	TSX Value
AQN	18,966,703	\$368,023,685
RY	10,169,703	\$1,371,301,935
ENB	9,649,160	\$552,384,268
K	9,382,919	\$65,665,991
NZC	8,733,236	\$264,685
HND	8,026,995	\$36,117,634
ATH	7,436,507	\$19,152,371
MFC	7,365,548	\$192,520,012
CVE	7,098,134	\$155,765,275
TRP	6,529,223	\$472,966,130
CPG	5,997,045	\$54,394,608
BTE	5,719,114	\$37,902,434
BMO	5,653,633	\$816,528,977
SU	5,385,109	\$222,540,987
DML	5,048,801	\$9,163,891
YRI	4,414,138	\$33,224,622
TVE	4,199,437	\$21,149,307
FCU	4,113,830	\$3,911,839
BBD.B	3,994,481	\$5,492,573
TD	3,832,437	\$358,378,686

### Top 20 TSX Symbols by Value

Symbol	TSX Volume	TSX Value
RY	10,169,703	\$1,371,301,935
BMO	5,653,633	\$816,528,977
ENB	9,649,160	\$552,384,268
TRP	6,529,223	\$472,966,130
AQN	18,966,703	\$368,023,685
TD	3,832,437	\$358,378,686
CNQ	3,688,821	\$301,647,367
BNS	3,305,089	\$282,096,150
SHOP	398,842	\$236,801,875
SU	5,385,109	\$222,540,987
NTR	1,454,942	\$194,140,091
MFC	7,365,548	\$192,520,012
CNR	997,843	\$157,310,885
CVE	7,098,134	\$155,765,275
CM	1,050,478	\$152,312,859
NPI	3,780,976	\$152,210,427
CP	1,507,892	\$143,711,358
BCE	1,977,815	\$143,464,473
BAM.A	2,129,359	\$141,057,302
FTS	2,189,874	\$140,399,940

### ETF Trading

Daily Volume	44,872,544	Average Trade Value	\$8,628
Daily Value	\$817,351,352	Average Trade Size	474
# Trades	94,730	# of ETFs Traded	895

### Top 10 ETFs by TSX Volume

Symbol	Market Volume	Market Value
HND	8,026,995	\$36,117,634
XEG	2,651,019	\$39,968,209
XIU	2,304,014	\$75,403,241
HQD	1,772,958	\$12,925,728
HOD	1,733,047	\$4,896,839
DLR	1,104,030	\$14,093,617
HUV	1,059,431	\$10,609,103
ZEB	939,110	\$36,293,951
DLR.U	906,304	\$9,105,026
XGD	870,778	\$18,706,335

### Top 10 ETFs by TSX Value

Symbol	Market Volume	Market Value
XIU	2,304,014	\$75,403,241
XEG	2,651,019	\$39,968,209
ZEB	939,110	\$36,293,951
HND	8,026,995	\$36,117,634
VFV	331,570	\$32,335,097
HXT	409,806	\$21,155,963
XSP	435,914	\$20,269,459
XGD	870,778	\$18,706,335
HOU	672,468	\$15,916,786
XQQ	145,125	\$15,348,097

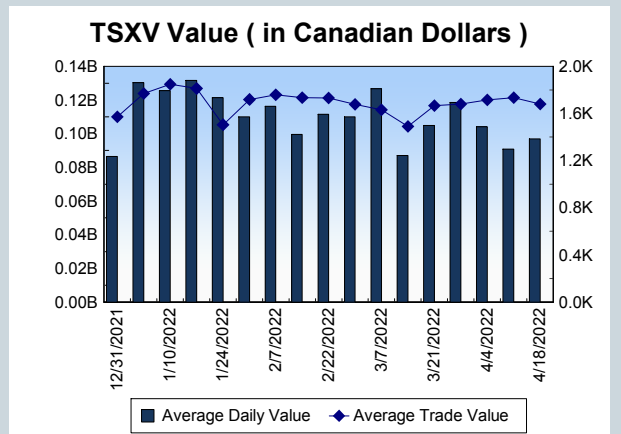
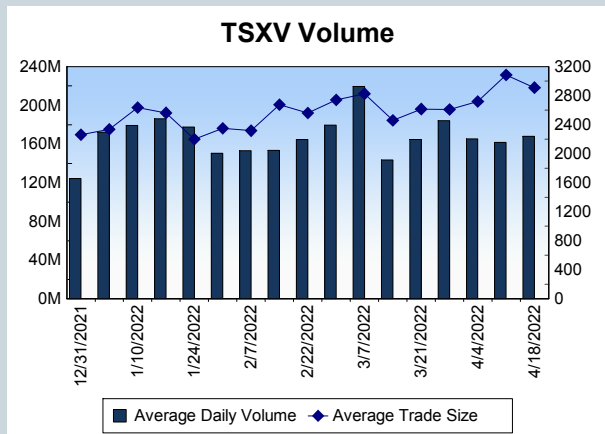
<b>Block Trades</b>	<b>Non Block Trades</b>
1,742	1,219,148

Top 5 Block Trade Brokers by Volume	
Broker	TSX Block Volume
BMO NESBITT BURNS INC.	24,503,200
RBC CAPITAL MARKETS	20,150,800
NATIONAL BANK FINANCIAL	18,386,600
MORGAN STANLEY CANADA	15,503,200
TD SECURITIES INC.	15,320,300

Top 5 Block Trade Symbols by Volume	
Symbol	TSX Block Volume
AQN	14,216,700
RY	6,916,900
ENB	6,055,200
BMO	4,065,800
K	3,882,400

TSXV	
Daily Volume	161,754,293
Daily Value	\$92,564,042
Daily Trades	58,358
Daily Symbols Traded	1,294

TSXV ANONYMOUS TRADING	
Daily Volume	83,018,457
Daily Value	\$49,333,449
Average Trade Size	3,167
% TSXV Volume	51.32%



Top 20 TSXV Symbols by Volume		
Symbol	TSXV Volume	TSXV Value
PGM	5,249,684	\$1,147,172
SAE	3,360,124	\$1,033,442
NXS	3,310,735	\$66,590
RABI	3,218,791	\$82,376
NGLD	1,992,127	\$212,090
PEI	1,987,171	\$104,224
VXTR	1,670,326	\$2,323,229
AEC	1,657,275	\$185,087
MTU	1,451,000	\$72,810
AL	1,410,314	\$79,338
HIVE	1,354,704	\$2,832,120
AFM	1,333,061	\$1,811,201
JTR	1,299,585	\$45,485
MPM	1,278,138	\$661,367
PBX	1,250,791	\$606,222
DEC	1,249,240	\$56,216
GXU	1,230,932	\$482,991
GBRC	1,216,962	\$227,492
AVN	1,209,035	\$1,908,575
CMC	1,184,174	\$310,882

Top 20 TSXV Symbols by Value		
Symbol	TSXV Volume	TSXV Value
TOI	110,363	\$8,934,182
RECO	520,538	\$3,461,991
NFG	359,815	\$3,087,523
HIVE	1,354,704	\$2,832,120
VXTR	1,670,326	\$2,323,229
AVN	1,209,035	\$1,908,575
AFM	1,333,061	\$1,811,201
SLI	149,759	\$1,224,610
LI	365,590	\$1,219,944
AMC	194,544	\$1,212,320
VZLA	484,344	\$1,148,290
PGM	5,249,684	\$1,147,172
ISO	230,384	\$1,095,697
URC	232,523	\$1,088,380
SAE	3,360,124	\$1,033,442
CYP	582,869	\$1,009,979
EU	575,526	\$935,673
DSV	546,754	\$927,405
EMO	391,835	\$924,398
NGEX	221,606	\$821,551

Dark TSX/TSXV Trading			
Volume	21,003,630	Daily Trades	80,927
Value	749,145,053	Daily Symbols Traded	1,387