

DAILY REPORT



For more information, email trading_sales@tsx.com

March 28, 2022

Indices	March 28 Close	Previous Close	Change	% Change
S&P/TSX Composite Index	21,977.83			%
S&P/TSX 60 Index	1,331.10			%
S&P/TSX Venture Composite	877.79			%
S&P/TSX Completion Index	1,268.17			%
S&P/TSX Smallcap Index	827.76			%

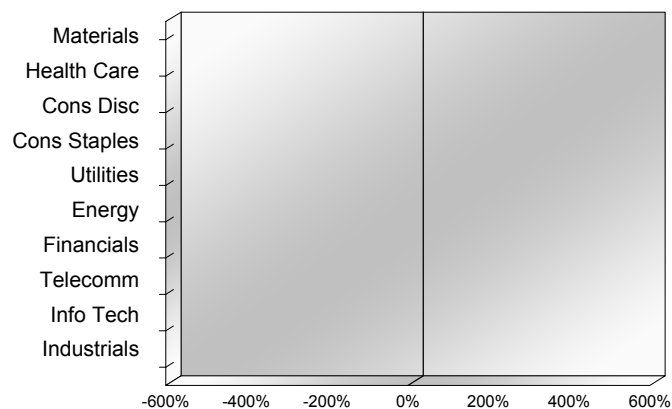
S&P/TSX Composite Index		
Advancers	Decliners	Unchanged
0	0	0

S&P/TSX Composite Index			
Top 10 Index Contributors		Top 10 Index Detractors	
Constituent	Index Contribution	Constituent	Index Contribution

S&P/TSX Composite Index			
Top 10 Advancers		Top 10 Decliners	
Constituent	Return	Constituent	Return
	%		%

S&P/TSX Composite Index				
Sector	# of Index Constituents	Weight	Market Cap (\$B)	Index Contribution
Materials	52	%	\$419.48	
Health Care	8	%	\$21.82	
Consumer Discretionary	14	%	\$100.71	
Consumer Staples	11	%	\$118.43	
Utilities	16	%	\$144.62	
Energy	34	%	\$519.52	
Financials	28	%	\$1,024.74	
Communication Services	7	%	\$155.56	
Information Technology	16	%	\$217.28	
Industrials	30	%	\$381.53	
S&P/TSX Composite Index	216	%	\$3,103.68	

S&P/TSX Composite Index - Sectors Returns



This report is published by TSX Inc. TSX Inc. does not guarantee either the completeness or the accuracy of this information. The information contained in this report is provided for informational purposes only and you agree not to rely upon the information contained in this report for any trading, business or financial purpose. These sheets are printed in Canada and issued by TSX Inc. under the express condition, to which everyone receiving or making use thereof assents, that no liability shall be incurred by TSX Inc. or its affiliated companies or any other vendor or donor, including, without limitation, for reliance on or for any errors or inaccuracies in this report. Neither TMX Group Limited, TSX Inc., nor any of their affiliated companies, guarantees the completeness of the information contained in this document and are not responsible for any errors or omission in or your use of, or reliance on, the information. This publication is under copyright. © 2016 TSX Inc. All rights reserved. Do not copy, distribute, sell or modify this publication without the prior written consent of TSX Inc. <http://www.tsx.com/trading>

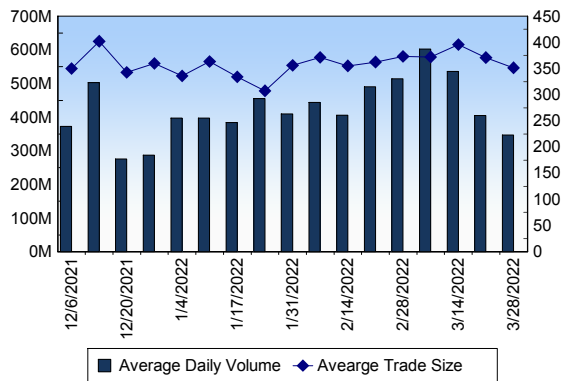
TSX

Daily Volume	347,009,969
Daily Value	\$10,420,094,393
Daily Trades	987,361
Daily Symbols Traded	2,171

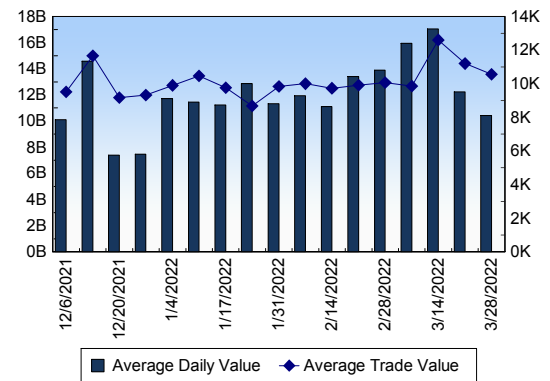
TSX ANONYMOUS TRADING

Daily Volume	163,378,237
Daily Value	\$4,635,274,720
Average Trade Size	350
% TSX Volume	47.08 %

TSX Volume



TSX Value (in Canadian Dollars)



Top 20 TSX Symbols by Volume

Symbol	TSX Volume	TSX Value
SU	9,923,849	\$408,244,144
TRP	7,730,891	\$556,844,986
CVE	7,683,077	\$156,727,566
ATH	6,328,906	\$14,002,626
MFC	5,898,188	\$156,519,494
TD	5,311,710	\$541,146,707
BTE	4,876,708	\$27,580,228
CPG	4,616,917	\$43,311,082
RY	4,324,562	\$608,875,857
BBD.B	4,265,222	\$6,159,867
TLRY	4,041,398	\$40,611,405
HEXO	4,001,051	\$3,402,683
WEED	3,978,974	\$39,538,106
ARX	3,904,039	\$66,543,601
BNS	3,803,969	\$349,847,499
ABX	3,795,389	\$115,166,802
XEG	3,792,693	\$54,983,014
T	3,571,493	\$114,534,754
HOD	3,502,782	\$10,374,470
K	3,491,437	\$24,512,832

Top 20 TSX Symbols by Value

Symbol	TSX Volume	TSX Value
RY	4,324,562	\$608,875,857
TRP	7,730,891	\$556,844,986
TD	5,311,710	\$541,146,707
CM	3,077,264	\$483,148,750
SU	9,923,849	\$408,244,144
BNS	3,803,969	\$349,847,499
CNQ	3,449,847	\$268,904,611
NA	2,595,762	\$252,073,282
BMO	1,527,672	\$227,808,976
RCI.B	2,876,709	\$197,216,229
SHOP	225,266	\$196,283,164
NTR	1,467,415	\$195,289,842
PPL	3,490,773	\$163,799,257
CVE	7,683,077	\$156,727,566
MFC	5,898,188	\$156,519,494
ENB	2,612,782	\$150,209,678
BCE	2,166,969	\$147,999,818
CNR	766,020	\$130,314,742
IMO	2,000,395	\$117,567,310
WFG	1,079,673	\$115,316,549

ETF Trading

Daily Volume	32,875,066	Average Trade Value	\$9,948
Daily Value	\$656,687,721	Average Trade Size	498
# Trades	66,011	# of ETFs Traded	903

Top 10 ETFs by TSX Volume

Symbol	Market Volume	Market Value
XEG	3,792,693	\$54,983,014
HOD	3,502,782	\$10,374,470
XIU	2,550,002	\$85,609,925
BTCC.B	2,202,271	\$19,410,238
HND	1,303,284	\$9,571,693
HOU	1,210,783	\$30,151,926
BTCC.U	830,395	\$7,396,078
ZEB	628,142	\$25,677,012
ETHX.B	546,041	\$8,503,032
BTCC	499,612	\$4,832,366

Top 10 ETFs by TSX Value

Symbol	Market Volume	Market Value
XIU	2,550,002	\$85,609,925
XEG	3,792,693	\$54,983,014
HOU	1,210,783	\$30,151,926
ZEB	628,142	\$25,677,012
XSP	433,278	\$21,178,229
BTCC.B	2,202,271	\$19,410,238
HXT	308,361	\$16,298,121
ZSP	242,986	\$15,231,235
VFV	136,461	\$13,798,563
VDY	265,567	\$12,607,016

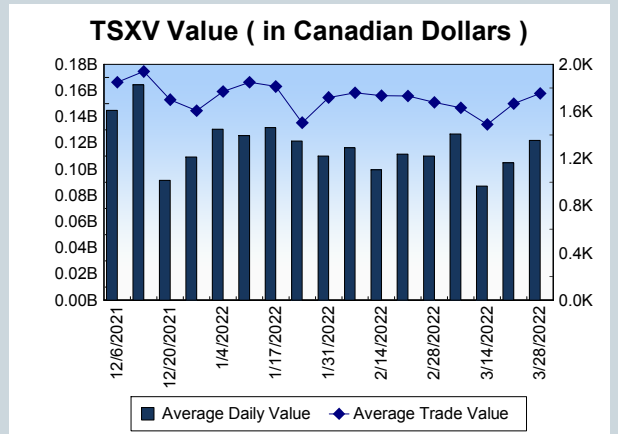
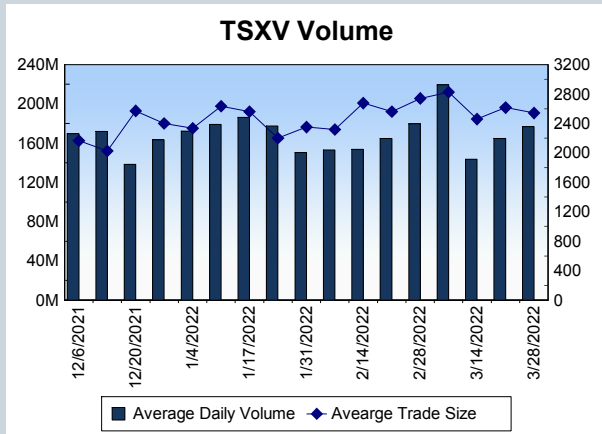
Block Trades	Non Block Trades
1,140	986,221

Top 5 Block Trade Brokers by Volume	
Broker	TSX Block Volume
BMO NESBITT BURNS INC.	26,373,500
CIBC WORLD MARKETS INC.	16,714,400
NATIONAL BANK FINANCIAL	15,398,400
GOLDMAN SACHS CANADA I	13,760,200
SOCIETE GENERALE CAPITA	7,781,300

Top 5 Block Trade Symbols by Volume	
Symbol	TSX Block Volume
TRP	6,272,300
SU	5,170,200
TD	3,439,700
MFC	2,983,800
RY	2,794,900

TSXV	
Daily Volume	176,619,004
Daily Value	\$121,845,530
Daily Trades	69,483
Daily Symbols Traded	1,296

TSXV ANONYMOUS TRADING	
Daily Volume	88,532,947
Daily Value	\$66,649,014
Average Trade Size	2,873
% TSXV Volume	50.13%



Top 20 TSXV Symbols by Volume		
Symbol	TSXV Volume	TSXV Value
LXE	9,773,025	\$19,002,870
PGM	6,135,775	\$2,613,453
SOP.H	5,803,222	\$457,118
CUSN	4,336,633	\$1,693,192
AAZ	4,297,069	\$344,867
HELI	3,597,833	\$2,807,424
HIVE	2,630,849	\$7,473,642
BITF	2,348,220	\$12,307,819
CSTR	2,323,634	\$233,401
NHP	1,976,000	\$39,520
THRM	1,846,473	\$412,645
SRA	1,842,683	\$45,242
QNC	1,826,928	\$561,168
SOIL.WT	1,788,333	\$71,533
AN	1,592,150	\$868,518
HOC	1,576,893	\$73,671
TAL	1,344,713	\$865,184
DMGI	1,301,876	\$877,746
GQ	1,286,484	\$110,316
AAU	1,166,150	\$157,430

Top 20 TSXV Symbols by Value		
Symbol	TSXV Volume	TSXV Value
LXE	9,773,025	\$19,002,870
BITF	2,348,220	\$12,307,819
HIVE	2,630,849	\$7,473,642
SLI	364,890	\$3,425,717
LI	704,940	\$2,839,591
HELI	3,597,833	\$2,807,424
PGM	6,135,775	\$2,613,453
TOI	24,744	\$2,108,094
CUSN	4,336,633	\$1,693,192
PTK	185,797	\$1,665,291
YORK	1,126,603	\$1,467,830
ELO	255,600	\$1,342,577
FL	424,340	\$1,280,118
AFM	897,805	\$1,010,006
URC	181,446	\$941,698
CNC	315,608	\$895,071
DMGI	1,301,876	\$877,746
AMC	131,428	\$873,394
AN	1,592,150	\$868,518
TAL	1,344,713	\$865,184

Dark TSX/TSXV Trading			
Volume	17,578,000	Daily Trades	65,552
Value	499,460,037	Daily Symbols Traded	1,339