

DAILY REPORT



For more information, email trading_sales@tsx.com

March 22, 2022

Indices	March 22 Close	Previous Close	Change	% Change
S&P/TSX Composite Index	22,074.35			%
S&P/TSX 60 Index	1,336.76			%
S&P/TSX Venture Composite	871.68			%
S&P/TSX Completion Index	1,274.44			%
S&P/TSX Smallcap Index	837.69			%

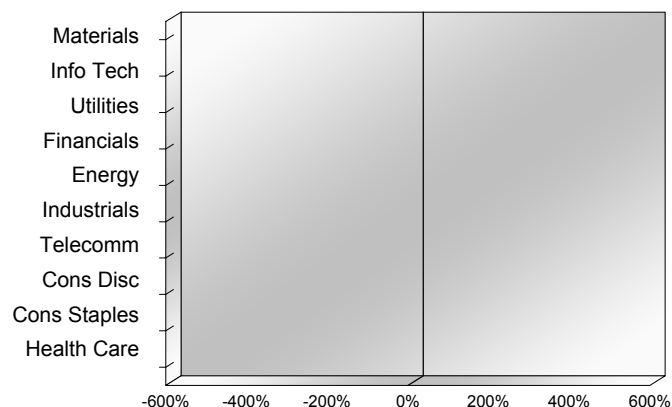
S&P/TSX Composite Index		
Advancers	Decliners	Unchanged
0	0	0

S&P/TSX Composite Index			
Top 10 Index Contributors		Top 10 Index Detractors	
Constituent	Index Contribution	Constituent	Index Contribution

S&P/TSX Composite Index			
Top 10 Advancers		Top 10 Decliners	
Constituent	Return	Constituent	Return
	%		%

S&P/TSX Composite Index				
Sector	# of Index Constituents	Weight	Market Cap (\$B)	Index Contribution
Materials	52	%	\$421.33	
Information Technology	16	%	\$224.94	
Utilities	16	%	\$144.17	
Financials	28	%	\$1,038.91	
Energy	34	%	\$512.19	
Industrials	30	%	\$380.30	
Communication Services	7	%	\$154.63	
Consumer Discretionary	14	%	\$102.13	
Consumer Staples	11	%	\$116.30	
Health Care	8	%	\$20.74	
S&P/TSX Composite Index	216	%	\$3,115.63	

S&P/TSX Composite Index - Sectors Returns



This report is published by TSX Inc. TSX Inc. does not guarantee either the completeness or the accuracy of this information. The information contained in this report is provided for informational purposes only and you agree not to rely upon the information contained in this report for any trading, business or financial purpose. These sheets are printed in Canada and issued by TSX Inc. under the express condition, to which everyone receiving or making use thereof assents, that no liability shall be incurred by TSX Inc. or its affiliated companies or any other vendor or donor, including, without limitation, for reliance on or for any errors or inaccuracies in this report. Neither TMX Group Limited, TSX Inc., nor any of their affiliated companies, guarantees the completeness of the information contained in this document and are not responsible for any errors or omission in or your use of, or reliance on, the information. This publication is under copyright. © 2016 TSX Inc. All rights reserved. Do not copy, distribute, sell or modify this publication without the prior written consent of TSX Inc. <http://www.tsx.com/trading>

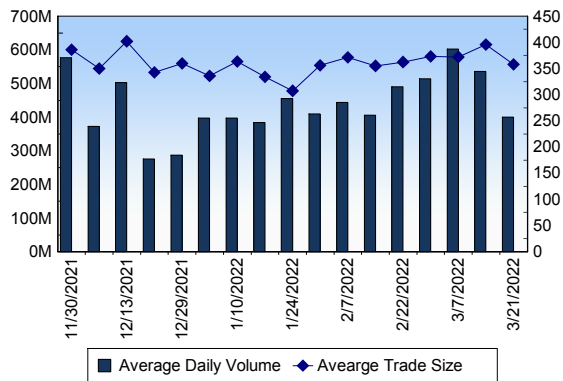
TSX

Daily Volume	398,072,436
Daily Value	\$12,799,248,789
Daily Trades	1,065,080
Daily Symbols Traded	2,140

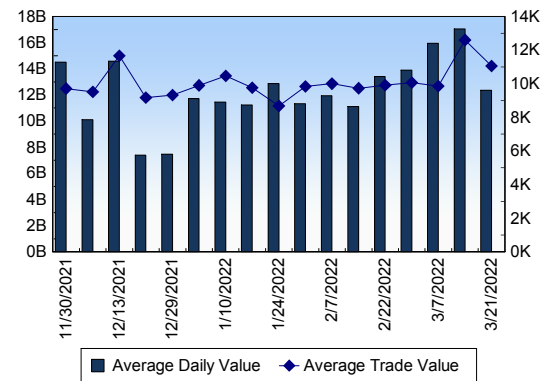
TSX ANONYMOUS TRADING

Daily Volume	162,013,566
Daily Value	\$4,698,259,060
Average Trade Size	311
% TSX Volume	40.70 %

TSX Volume



TSX Value (in Canadian Dollars)



Top 20 TSX Symbols by Volume

Symbol	TSX Volume	TSX Value
CNQ	15,965,135	\$1,247,530,894
CVE	8,709,341	\$174,827,236
MFC	7,754,683	\$204,416,217
TRP	6,771,315	\$476,728,353
BNS	6,617,279	\$620,297,489
CPG	6,387,409	\$58,250,131
BTE	5,980,960	\$33,804,903
TD	5,753,337	\$593,056,358
SU	5,129,967	\$208,999,110
POW	4,539,171	\$175,806,142
BBD.B	4,493,990	\$6,847,374
PPL	4,339,345	\$202,557,631
CM	4,314,602	\$708,989,117
AC	4,292,276	\$103,784,436
ATH	3,985,442	\$8,858,383
WCP	3,622,528	\$36,816,974
ABX	3,459,073	\$105,191,637
HOD	3,447,958	\$9,844,256
TVE	3,373,087	\$17,680,699
BB	3,295,800	\$30,813,783

Top 20 TSX Symbols by Value

Symbol	TSX Volume	TSX Value
CNQ	15,965,135	\$1,247,530,894
CM	4,314,602	\$708,989,117
BNS	6,617,279	\$620,297,489
TD	5,753,337	\$593,056,358
TRP	6,771,315	\$476,728,353
SHOP	473,054	\$428,276,207
RY	2,030,178	\$291,008,007
NTR	1,935,904	\$253,909,540
NA	2,375,607	\$240,333,959
BMO	1,494,888	\$229,861,878
SU	5,129,967	\$208,999,110
MFC	7,754,683	\$204,416,217
PPL	4,339,345	\$202,557,631
CP	1,778,775	\$182,826,440
POW	4,539,171	\$175,806,142
CVE	8,709,341	\$174,827,236
ENB	2,721,815	\$154,870,679
SLF	1,933,951	\$136,872,532
AEM	1,765,761	\$136,286,193
CNR	778,362	\$130,345,239

ETF Trading

Daily Volume	35,116,175	Average Trade Value	\$10,744
Daily Value	\$693,011,881	Average Trade Size	544
# Trades	64,501	# of ETFs Traded	873

Top 10 ETFs by TSX Volume

Symbol	Market Volume	Market Value
HOD	3,447,958	\$9,844,256
XEG	2,440,397	\$34,927,495
XIU	2,383,697	\$80,529,173
HND	2,210,161	\$18,905,533
CPD	1,278,203	\$17,337,214
HOU	1,120,111	\$29,793,993
BTCC.B	1,008,779	\$8,023,309
XIC	990,566	\$35,008,432
HNU	765,326	\$12,269,688
HQD	730,894	\$4,639,731

Top 10 ETFs by TSX Value

Symbol	Market Volume	Market Value
XIU	2,383,697	\$80,529,173
XIC	990,566	\$35,008,432
XEG	2,440,397	\$34,927,495
HOU	1,120,111	\$29,793,993
ZEB	502,846	\$21,098,956
XQQ	183,038	\$20,874,577
HND	2,210,161	\$18,905,533
XSP	363,428	\$17,581,732
CPD	1,278,203	\$17,337,214
ZSP	262,722	\$16,380,234

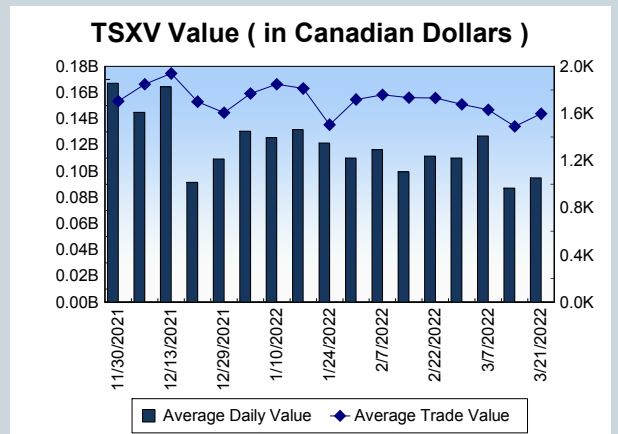
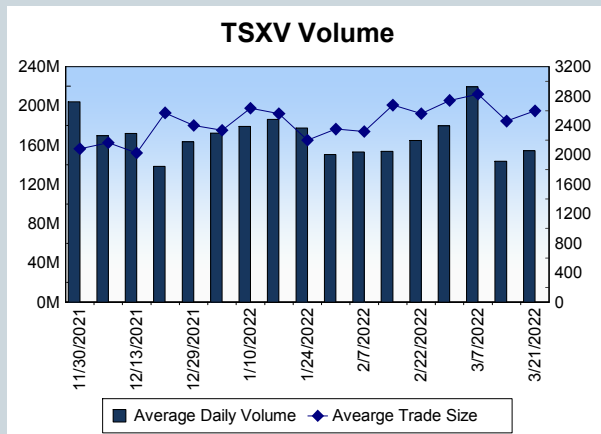
Block Trades	Non Block Trades
1,255	1,063,825

Top 5 Block Trade Brokers by Volume	
Broker	TSX Block Volume
GOLDMAN SACHS CANADA I	28,419,500
NATIONAL BANK FINANCIAL	24,138,300
MORGAN STANLEY CANADA	17,530,300
RBC CAPITAL MARKETS	14,229,600
BMO NESBITT BURNS INC.	13,548,800

Top 5 Block Trade Symbols by Volume	
Symbol	TSX Block Volume
CNQ	13,536,400
TRP	5,392,100
BNS	4,460,800
CVE	4,180,300
TD	3,594,200

TSXV	
Daily Volume	147,656,318
Daily Value	\$90,263,096
Daily Trades	57,195
Daily Symbols Traded	1,263

TSXV ANONYMOUS TRADING	
Daily Volume	74,013,604
Daily Value	\$47,657,197
Average Trade Size	2,860
% TSXV Volume	50.13%



Top 20 TSXV Symbols by Volume		
Symbol	TSXV Volume	TSXV Value
KTN	4,570,060	\$730,421
CMC	3,504,265	\$1,123,440
VERT	2,375,912	\$252,734
BXR	2,337,000	\$35,050
HIVE	2,154,724	\$5,588,673
DSM	2,072,375	\$149,004
QNC	1,933,651	\$817,316
AIS	1,874,198	\$75,893
HPQ	1,754,289	\$830,635
WRR	1,635,200	\$162,918
ELVT	1,548,132	\$663,990
PEI	1,406,000	\$102,170
PTU	1,359,842	\$151,411
AUN	1,304,046	\$405,489
WIN	1,275,153	\$120,878
NUG	1,242,125	\$64,326
ROK	1,213,650	\$293,177
ORG	1,190,672	\$1,062,113
BITF	1,170,909	\$5,674,513
AFM	1,109,741	\$1,260,472

Top 20 TSXV Symbols by Value		
Symbol	TSXV Volume	TSXV Value
BITF	1,170,909	\$5,674,513
HIVE	2,154,724	\$5,588,673
TOI	37,382	\$3,305,667
LI	850,104	\$3,231,074
RUP	406,427	\$2,381,506
SLI	262,214	\$2,351,181
FL	785,216	\$2,298,994
AFM	1,109,741	\$1,260,472
URC	205,224	\$1,171,591
CMC	3,504,265	\$1,123,440
SGML	63,624	\$1,101,070
ORG	1,190,672	\$1,062,113
GMG	275,973	\$994,993
EMO	318,921	\$928,667
CNC	288,973	\$848,888
HPQ	1,754,289	\$830,635
QNC	1,933,651	\$817,316
DSV	417,516	\$769,279
RECO	127,985	\$763,617
GRAT	705,389	\$744,546

Dark TSX/TSXV Trading			
Volume	16,470,120	Daily Trades	66,555
Value	572,297,409	Daily Symbols Traded	1,353