

DAILY REPORT



For more information, email trading_sales@tsx.com

June 23, 2023

Indices	June 23 Close	Previous Close	Change	% Change
S&P/TSX Composite Index	19,418.23	19,580.90		-0.83 %
S&P/TSX 60 Index	1,170.07	1,179.51		-0.80 %
S&P/TSX Venture Composite	598.74	600.87		-0.35 %
S&P/TSX Completion Index	1,143.72	1,154.83		-0.96 %
S&P/TSX Smallcap Index	655.72	661.29		-0.84 %

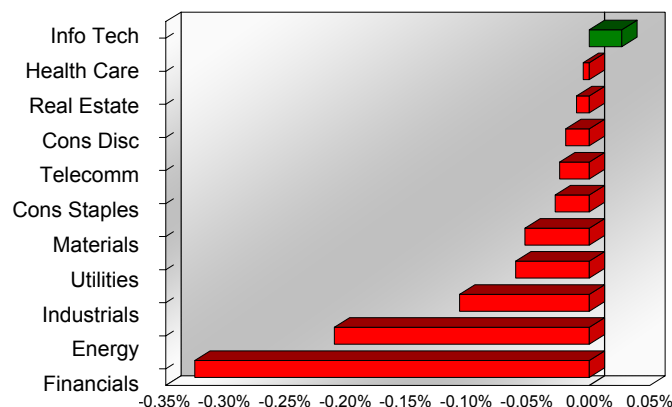
S&P/TSX Composite Index		
Advancers	Decliners	Unchanged
49	178	3

S&P/TSX Composite Index			
Top 10 Index Contributors		Top 10 Index Detractors	
Constituent	Index Contribution	Constituent	Index Contribution
SHOP	5.45	RY	-12.51
TRI	4.65	CNR	-10.05
ARX	2.12	TRP	-9.89
FNV	2.03	TD	-8.06
CSU	1.50	BMO	-8.03
ABX	1.49	ENB	-7.62
FSV	1.00	ATD	-6.58
AEM	0.87	TECK.B	-5.86
BTO	0.80	BNS	-5.27
MRU	0.66	CNQ	-5.20

S&P/TSX Composite Index			
Top 10 Advancers		Top 10 Decliners	
Constituent	Return	Constituent	Return
ARX	2.74%	SDE z	-100.00%
EQX	2.53%	SDE	-7.83%
TRI	2.50%	BBD.B	-6.70%
BTO	1.95%	TLRY	-6.13%
KNT	1.91%	IAG	-4.03%
FSV	1.89%	HBM	-3.92%
TXG	1.73%	TECK.B	-3.53%
KXS	1.60%	NWH.UN	-3.47%
SIL	1.33%	AQN	-3.46%
DPM	1.15%	CAE	-3.41%

S&P/TSX Composite Index				
Sector	# of Index Constituents	Weight	Market Cap (\$B)	Index Contribution
Information Technology	11	7.90 %	\$219.34	5.25
Health Care	5	0.33 %	\$9.10	-0.99
Real Estate	21	2.36 %	\$65.53	-2.05
Consumer Discretionary	15	3.87 %	\$107.49	-3.81
Communication Services	5	4.25 %	\$117.97	-4.78
Consumer Staples	11	4.17 %	\$115.81	-5.52
Materials	50	11.81 %	\$328.14	-10.41
Utilities	16	4.51 %	\$125.41	-11.92
Industrials	26	13.74 %	\$381.69	-21.01
Energy	41	16.57 %	\$460.26	-41.26
Financials	29	30.50 %	\$847.35	-63.87
S&P/TSX Composite Index	230	100.00 %	\$2,778.11	-160.36

S&P/TSX Composite Index - Sectors Returns



This report is published by TSX Inc. TSX Inc. does not guarantee either the completeness or the accuracy of this information. The information contained in this report is provided for informational purposes only and you agree not to rely upon the information contained in this report for any trading, business or financial purpose. These sheets are printed in Canada and issued by TSX Inc. under the express condition, to which everyone receiving or making use thereof assents, that no liability shall be incurred by TSX Inc. or its affiliated companies or any other vendor or donor, including, without limitation, for reliance on or for any errors or inaccuracies in this report. Neither TMX Group Limited, TSX Inc., nor any of their affiliated companies, guarantees the completeness of the information contained in this document and are not responsible for any errors or omission in or your use of, or reliance on, the information. This publication is under copyright. © 2016 TSX Inc. All rights reserved. Do not copy, distribute, sell or modify this publication without the prior written consent of TSX Inc. <http://www.tsx.com/trading>

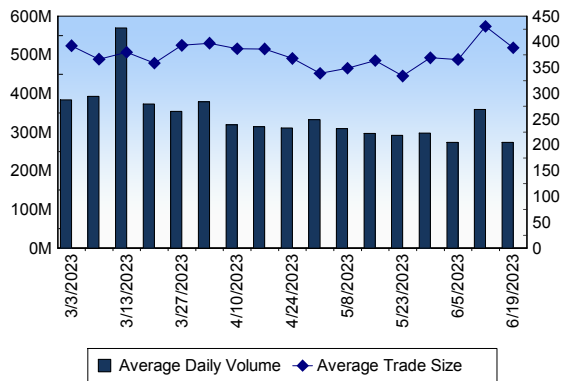
TSX

Daily Volume	294,479,463
Daily Value	\$8,751,918,937
Daily Trades	805,496
Daily Symbols Traded	1,991

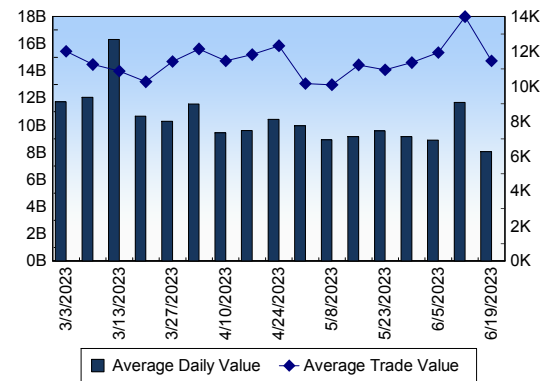
TSX ANONYMOUS TRADING

Daily Volume	127,551,975
Daily Value	\$4,086,707,392
Average Trade Size	328
% TSX Volume	43.31 %

TSX Volume



TSX Value (in Canadian Dollars)



Top 20 TSX Symbols by Volume

Symbol	TSX Volume	TSX Value
POW	8,844,024	\$303,136,153
CNQ	8,039,848	\$565,692,144
CVE	8,027,324	\$169,958,248
BTE	7,774,769	\$30,443,314
SU	6,486,221	\$243,323,028
ARX	6,301,546	\$112,725,788
HUT	5,875,059	\$22,199,350
TRP	5,565,045	\$289,214,413
MFC	5,250,840	\$126,275,741
CM	5,046,463	\$278,947,073
HBM	4,574,303	\$27,948,789
NA	4,397,608	\$416,387,620
TD	4,266,039	\$332,725,783
WEED	3,781,665	\$2,625,459
ATH	3,452,063	\$8,991,706
ENB	3,407,742	\$163,047,437
BITF	3,324,531	\$6,602,785
AQN	3,239,137	\$34,770,065
ABX	3,114,483	\$67,530,875
CS	2,944,634	\$16,740,208

Top 20 TSX Symbols by Value

Symbol	TSX Volume	TSX Value
CNQ	8,039,848	\$565,692,144
NA	4,397,608	\$416,387,620
TD	4,266,039	\$332,725,783
POW	8,844,024	\$303,136,153
TRP	5,565,045	\$289,214,413
CM	5,046,463	\$278,947,073
SU	6,486,221	\$243,323,028
RY	1,985,794	\$243,091,200
SHOP	2,445,179	\$204,104,082
CNR	1,216,508	\$189,864,179
BMO	1,624,209	\$188,316,171
CVE	8,027,324	\$169,958,248
BNS	2,653,578	\$168,076,263
QSR	1,665,879	\$165,597,566
ENB	3,407,742	\$163,047,437
SLF	2,022,744	\$134,389,408
BCE	2,211,689	\$130,532,520
NTR	1,632,894	\$126,769,100
MFC	5,250,840	\$126,275,741
TOU	2,030,159	\$121,727,720

ETF Trading

Daily Volume	24,504,568	Average Trade Value	\$10,718
Daily Value	\$530,021,451	Average Trade Size	496
# Trades	49,453	# of ETFs Traded	824

Top 10 ETFs by TSX Volume

Symbol	Market Volume	Market Value
HNU	2,542,822	\$40,820,918
XIU	1,818,918	\$53,832,890
HOU	1,628,842	\$16,826,782
ZEB	1,015,610	\$32,920,687
BTCC.B	963,614	\$5,699,131
XEG	891,327	\$12,463,498
HOD	673,390	\$8,192,800
HND	609,059	\$32,989,009
HQU	505,677	\$7,061,648
XRE	490,179	\$7,572,079

Top 10 ETFs by TSX Value

Symbol	Market Volume	Market Value
XIU	1,818,918	\$53,832,890
HNU	2,542,822	\$40,820,918
HND	609,059	\$32,989,009
ZEB	1,015,610	\$32,920,687
HOU	1,628,842	\$16,826,782
VFV	132,607	\$13,554,786
ZSP	211,757	\$13,344,276
XEG	891,327	\$12,463,498
CSAV	232,418	\$11,667,749
HQD	468,145	\$9,318,727

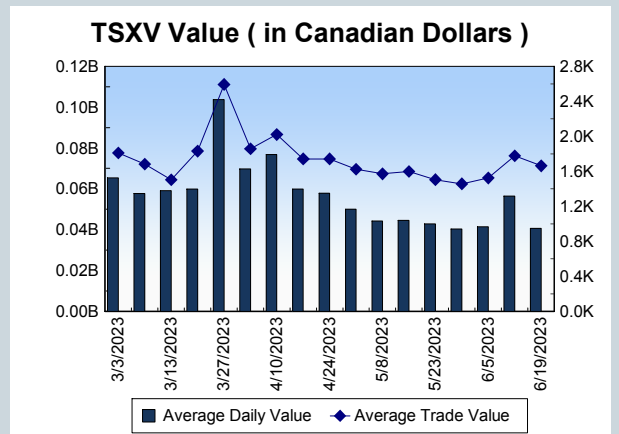
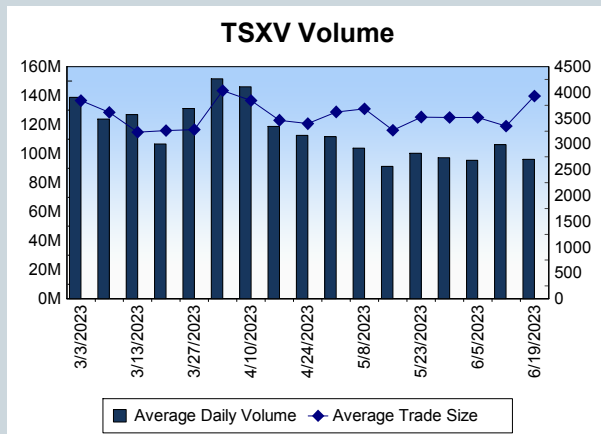
Block Trades	Non Block Trades
992	804,504

Top 5 Block Trade Brokers by Volume	
Broker	TSX Block Volume
GOLDMAN SACHS CANADA I	19,691,600
NATIONAL BANK FINANCIAL	18,928,100
BMO NESBITT BURNS INC.	14,904,900
RBC CAPITAL MARKETS	14,487,500
INSTINET CANADA LTD.	11,573,800

Top 5 Block Trade Symbols by Volume	
Symbol	TSX Block Volume
POW	7,164,900
CNQ	6,532,700
CVE	3,791,800
SU	3,755,600
TRP	3,535,700

TSXV	
Daily Volume	84,118,906
Daily Value	\$38,636,829
Daily Trades	24,073
Daily Symbols Traded	1,026

TSXV ANONYMOUS TRADING	
Daily Volume	42,053,996
Daily Value	\$21,048,290
Average Trade Size	3,517
% TSXV Volume	49.99%



Top 20 TSXV Symbols by Volume		
Symbol	TSXV Volume	TSXV Value
CSTR	1,901,200	\$74,946
KIP	1,622,634	\$492,226
GXU	1,420,820	\$190,035
RGD	1,397,500	\$656,843
NHHH	1,270,100	\$82,132
FO	1,220,105	\$140,034
PGE	1,182,220	\$244,214
GER	1,115,984	\$24,625
TVC.H	1,040,018	\$20,800
JAEG.H	844,000	\$8,440
MAE	808,400	\$40,500
WHE	803,000	\$52,000
ATC	773,650	\$108,221
HIVE	769,436	\$4,081,772
STND	758,741	\$23,012
LFST	737,000	\$25,795
VERT	687,000	\$37,910
MRS	649,769	\$23,212
LTH	645,534	\$1,574,893
TWR	641,376	\$88,380

Top 20 TSXV Symbols by Value		
Symbol	TSXV Volume	TSXV Value
HIVE	769,436	\$4,081,772
NGEX	343,403	\$2,416,994
PMET	135,395	\$2,165,284
SGML	33,545	\$1,641,448
LTH	645,534	\$1,574,893
TOI	15,881	\$1,538,888
LMN	74,610	\$1,323,288
ABR	230,621	\$694,493
RGD	1,397,500	\$656,843
CRE	343,485	\$600,759
EU	163,829	\$519,314
OYL	403,525	\$519,204
KIP	1,622,634	\$492,226
ARTG	105,548	\$486,632
CNL	77,066	\$435,400
NFG	69,831	\$434,758
LI	154,934	\$417,230
RET.A	104,800	\$315,195
DME	334,649	\$315,088
ALV	27,716	\$284,040

Dark TSX/TSXV Trading			
Volume	17,835,310	Daily Trades	85,928
Value	556,527,330	Daily Symbols Traded	1,181