

DAILY REPORT



For more information, email trading_sales@tsx.com

May 24, 2022

Indices	May 24 Close	Previous Close	Change	% Change
S&P/TSX Composite Index	20,286.20			%
S&P/TSX 60 Index	1,228.90			%
S&P/TSX Venture Composite	700.66			%
S&P/TSX Completion Index	1,169.58			%
S&P/TSX Smallcap Index	741.58			%

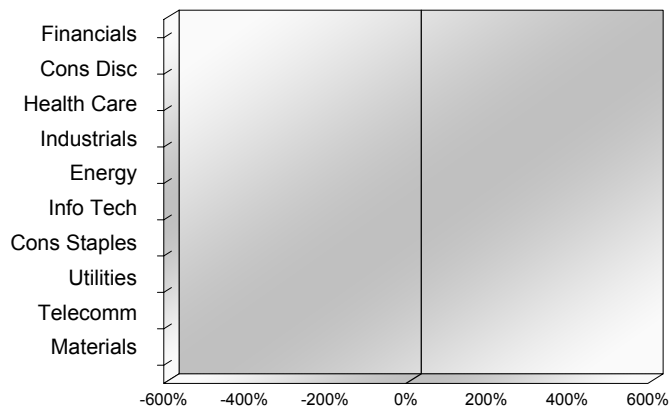
S&P/TSX Composite Index		
Advancers	Decliners	Unchanged
0	0	0

S&P/TSX Composite Index			
Top 10 Index Contributors		Top 10 Index Detractors	
Constituent	Index Contribution	Constituent	Index Contribution

S&P/TSX Composite Index			
Top 10 Advancers		Top 10 Decliners	
Constituent	Return	Constituent	Return
	%		%

S&P/TSX Composite Index				
Sector	# of Index Constituents	Weight	Market Cap (\$B)	Index Contribution
Financials	28	%	\$923.33	
Consumer Discretionary	14	%	\$91.97	
Health Care	8	%	\$13.14	
Industrials	30	%	\$329.15	
Energy	34	%	\$560.33	
Information Technology	16	%	\$151.70	
Consumer Staples	11	%	\$115.65	
Utilities	16	%	\$148.89	
Communication Services	7	%	\$151.69	
Materials	52	%	\$385.45	
S&P/TSX Composite Index	216	%	\$2,871.30	

S&P/TSX Composite Index - Sectors Returns



This report is published by TSX Inc. TSX Inc. does not guarantee either the completeness or the accuracy of this information. The information contained in this report is provided for informational purposes only and you agree not to rely upon the information contained in this report for any trading, business or financial purpose. These sheets are printed in Canada and issued by TSX Inc. under the express condition, to which everyone receiving or making use thereof assents, that no liability shall be incurred by TSX Inc. or its affiliated companies or any other vendor or donor, including, without limitation, for reliance on or for any errors or inaccuracies in this report. Neither TMX Group Limited, TSX Inc., nor any of their affiliated companies, guarantees the completeness of the information contained in this document and are not responsible for any errors or omission in or your use of, or reliance on, the information. This publication is under copyright. © 2016 TSX Inc. All rights reserved. Do not copy, distribute, sell or modify this publication without the prior written consent of TSX Inc. <http://www.tsx.com/trading>

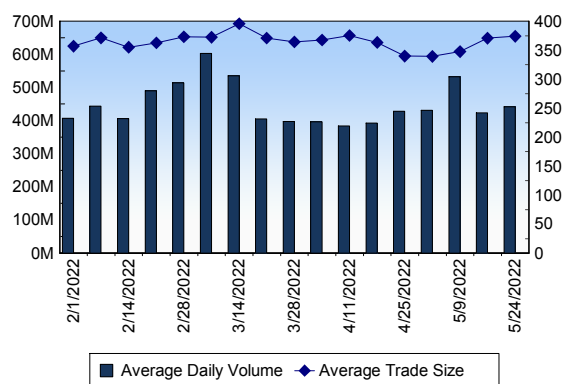
TSX

Daily Volume	441,439,337
Daily Value	\$12,570,357,075
Daily Trades	1,180,467
Daily Symbols Traded	2,072

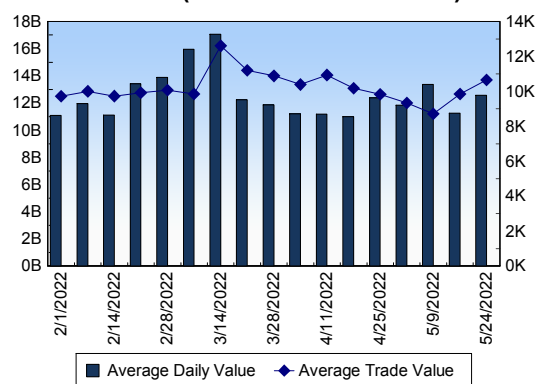
TSX ANONYMOUS TRADING

Daily Volume	177,809,244
Daily Value	\$4,695,087,075
Average Trade Size	293
% TSX Volume	40.28 %

TSX Volume



TSX Value (in Canadian Dollars)



Top 20 TSX Symbols by Volume

Symbol	TSX Volume	TSX Value
MFC	39,216,717	\$877,913,252
WRG	14,526,859	\$500,678
ENB	12,328,454	\$709,291,534
SU	11,128,897	\$552,780,936
SLF	9,623,121	\$596,691,293
CPG	9,113,224	\$91,951,767
WCP	8,624,246	\$88,005,843
ABX	6,152,275	\$167,518,724
CVE	5,829,249	\$161,126,820
BTE	5,085,975	\$32,852,538
ATH	4,866,548	\$11,568,411
BCE	4,787,737	\$326,946,500
PPL	4,629,005	\$233,075,127
CNQ	4,585,887	\$376,610,985
MEG	4,435,973	\$94,658,681
ARX	4,122,694	\$75,526,304
BBD.B	4,073,601	\$4,675,526
TD	3,691,891	\$341,085,998
TVE	3,432,293	\$16,675,505
WEED	3,414,203	\$21,291,642

Top 20 TSX Symbols by Value

Symbol	TSX Volume	TSX Value
MFC	39,216,717	\$877,913,252
ENB	12,328,454	\$709,291,534
SLF	9,623,121	\$596,691,293
SU	11,128,897	\$552,780,936
CNQ	4,585,887	\$376,610,985
BMO	2,645,060	\$351,931,686
CNR	2,471,878	\$350,153,984
RY	2,712,315	\$349,108,511
TD	3,691,891	\$341,085,998
BCE	4,787,737	\$326,946,500
PPL	4,629,005	\$233,075,127
TRP	2,935,601	\$216,767,350
SHOP	467,122	\$198,742,488
BNS	2,245,040	\$182,219,849
CM	2,547,670	\$176,921,422
ABX	6,152,275	\$167,518,724
TOU	2,185,849	\$163,990,341
CVE	5,829,249	\$161,126,820
RCI.B	2,321,373	\$151,722,065
NTR	1,130,000	\$143,719,496

ETF Trading

Daily Volume	32,080,562	Average Trade Value	\$11,334
Daily Value	\$607,207,092	Average Trade Size	599
# Trades	53,572	# of ETFs Traded	828

Top 10 ETFs by TSX Volume

Symbol	Market Volume	Market Value
HND	3,387,036	\$7,707,236
XIU	3,175,036	\$98,159,919
XEG	1,699,624	\$28,454,895
HQU	1,595,175	\$16,013,041
HQD	1,295,036	\$11,965,292
HOD	990,689	\$2,225,125
ZEB	907,122	\$33,664,847
ETHX.B	797,982	\$7,294,203
HSD	752,472	\$6,433,564
XGD	618,419	\$11,894,677

Top 10 ETFs by TSX Value

Symbol	Market Volume	Market Value
XIU	3,175,036	\$98,159,919
ZEB	907,122	\$33,664,847
XEG	1,699,624	\$28,454,895
HXT	566,634	\$27,784,225
HNU	529,616	\$21,297,461
XSP	439,408	\$18,451,734
HQU	1,595,175	\$16,013,041
HQD	1,295,036	\$11,965,292
XGD	618,419	\$11,894,677
XFN	251,451	\$11,760,513

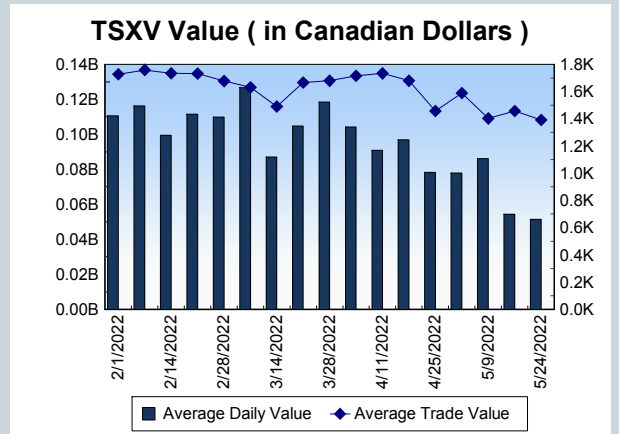
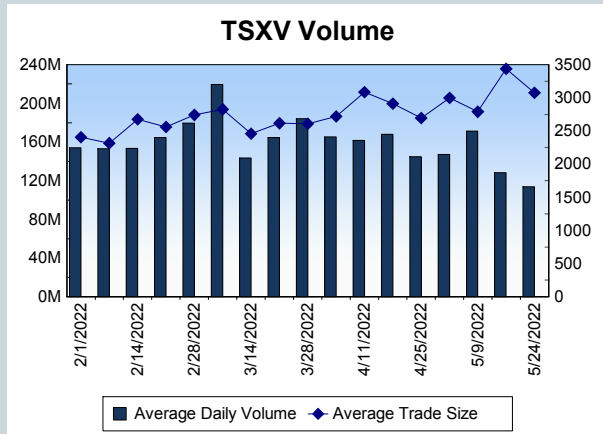
Block Trades	Non Block Trades
1,233	1,179,234

Top 5 Block Trade Brokers by Volume	
Broker	TSX Block Volume
NATIONAL BANK FINANCIAL	29,251,100
RBC CAPITAL MARKETS	27,409,700
INSTINET CANADA LTD.	25,606,100
BMO NESBITT BURNS INC.	23,715,500
TD SECURITIES INC.	18,372,300

Top 5 Block Trade Symbols by Volume	
Symbol	TSX Block Volume
MFC	33,851,300
ENB	9,538,300
SLF	8,376,100
SU	5,351,500
ABX	3,343,700

TSXV	
Daily Volume	113,752,482
Daily Value	\$51,460,376
Daily Trades	36,983
Daily Symbols Traded	1,253

TSXV ANONYMOUS TRADING	
Daily Volume	55,199,161
Daily Value	\$29,761,539
Average Trade Size	3,102
% TSXV Volume	48.53%



Top 20 TSXV Symbols by Volume		
Symbol	TSXV Volume	TSXV Value
LTH	2,070,607	\$2,049,932
AUN	1,469,829	\$110,207
GRAT	1,386,761	\$672,904
CMC	1,203,062	\$239,059
TBLL	1,109,660	\$92,009
SEI	1,109,208	\$135,091
SALT	1,045,458	\$2,067,019
SOIL.WT	987,001	\$39,225
NSP	957,484	\$14,532
IPG	941,548	\$85,491
PGM	936,481	\$185,821
VERT	927,355	\$46,116
VUL	852,570	\$240,107
JTR	805,000	\$24,150
PRG	804,000	\$56,515
NUG	771,000	\$47,650
ROVR	708,719	\$24,245
TAL	699,969	\$438,043
RYU	689,423	\$38,205
RDS	684,945	\$91,071

Top 20 TSXV Symbols by Value		
Symbol	TSXV Volume	TSXV Value
TOI	47,744	\$3,303,175
SALT	1,045,458	\$2,067,019
LTH	2,070,607	\$2,049,932
HIVE	305,165	\$1,525,411
AMC	204,912	\$1,095,122
SLI	99,825	\$695,900
HME	431,210	\$675,410
NFG	88,498	\$674,922
GRAT	1,386,761	\$672,904
AFM	618,196	\$665,929
ELBM	133,054	\$626,931
EMO	438,007	\$620,695
RECO	117,108	\$598,925
LI	220,402	\$579,937
NGEX	185,220	\$546,791
GMG	149,778	\$529,831
FL	152,359	\$512,738
RZE	166,758	\$491,121
LXE	226,304	\$490,315
ARTG	86,716	\$490,058

Dark TSX/TSXV Trading			
Volume	22,004,810	Daily Trades	87,461
Value	689,790,292	Daily Symbols Traded	1,273