

DAILY REPORT



For more information, email trading_sales@tsx.com

May 5, 2022

Indices	May 5 Close	Previous Close	Change	% Change
S&P/TSX Composite Index	20,696.17			%
S&P/TSX 60 Index	1,253.28			%
S&P/TSX Venture Composite	783.69			%
S&P/TSX Completion Index	1,194.94			%
S&P/TSX Smallcap Index	772.14			%

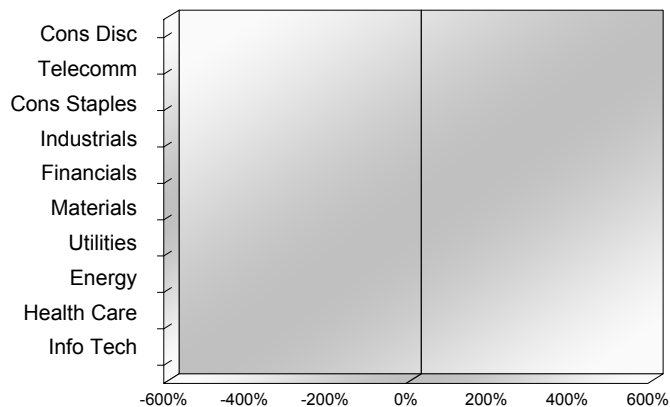
S&P/TSX Composite Index		
Advancers	Decliners	Unchanged
0	0	0

S&P/TSX Composite Index			
Top 10 Index Contributors		Top 10 Index Detractors	
Constituent	Index Contribution	Constituent	Index Contribution

S&P/TSX Composite Index			
Top 10 Advancers		Top 10 Decliners	
Constituent	Return	Constituent	Return
	%		%

S&P/TSX Composite Index				
Sector	# of Index Constituents	Weight	Market Cap (\$B)	Index Contribution
Consumer Discretionary	14	%	\$96.46	
Communication Services	7	%	\$154.15	
Consumer Staples	11	%	\$117.27	
Industrials	30	%	\$344.12	
Financials	28	%	\$940.15	
Materials	52	%	\$402.29	
Utilities	16	%	\$144.12	
Energy	34	%	\$549.17	
Health Care	8	%	\$16.89	
Information Technology	16	%	\$165.33	
S&P/TSX Composite Index	216	%	\$2,929.97	

S&P/TSX Composite Index - Sectors Returns



This report is published by TSX Inc. TSX Inc. does not guarantee either the completeness or the accuracy of this information. The information contained in this report is provided for informational purposes only and you agree not to rely upon the information contained in this report for any trading, business or financial purpose. These sheets are printed in Canada and issued by TSX Inc. under the express condition, to which everyone receiving or making use thereof assents, that no liability shall be incurred by TSX Inc. or its affiliated companies or any other vendor or donor, including, without limitation, for reliance on or for any errors or inaccuracies in this report. Neither TMX Group Limited, TSX Inc., nor any of their affiliated companies, guarantees the completeness of the information contained in this document and are not responsible for any errors or omission in or your use of, or reliance on, the information. This publication is under copyright. © 2016 TSX Inc. All rights reserved. Do not copy, distribute, sell or modify this publication without the prior written consent of TSX Inc. <http://www.tsx.com/trading>

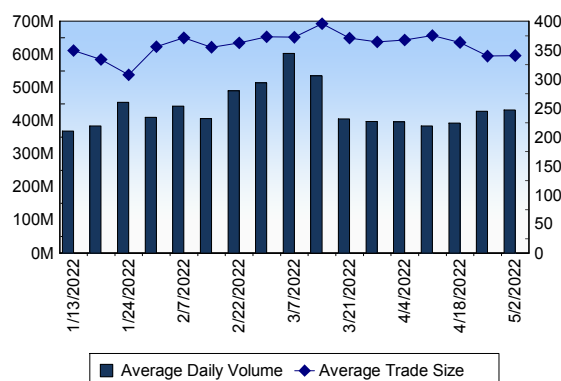
TSX

Daily Volume	464,241,124
Daily Value	\$12,127,127,643
Daily Trades	1,343,338
Daily Symbols Traded	2,178

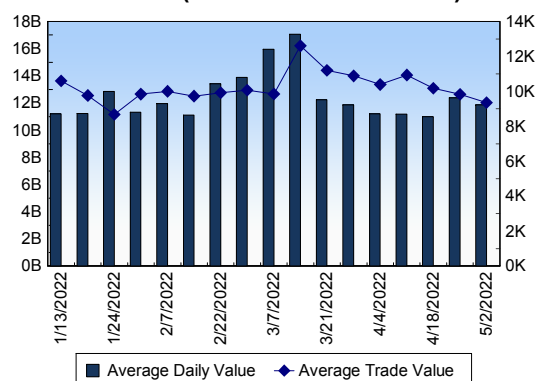
TSX ANONYMOUS TRADING

Daily Volume	204,288,764
Daily Value	\$4,985,285,676
Average Trade Size	300
% TSX Volume	44.00 %

TSX Volume



TSX Value (in Canadian Dollars)



Top 20 TSX Symbols by Volume

Symbol	TSX Volume	TSX Value
ENB	17,760,731	\$1,019,461,269
CVE	12,638,327	\$324,189,940
MFC	11,627,067	\$289,619,574
ATH	9,641,397	\$25,021,132
BTE	8,909,855	\$60,165,855
BBD.B	8,262,062	\$10,254,490
HND	7,284,095	\$19,499,212
TVE	5,776,474	\$29,056,319
CPG	5,694,186	\$53,900,597
SU	5,663,632	\$268,715,968
DML	5,405,492	\$8,691,323
ABX	5,168,024	\$149,984,733
XIU	4,913,949	\$156,333,648
TD	4,304,049	\$401,494,159
WCP	4,235,467	\$44,858,229
RY	4,020,244	\$524,085,381
GXE	3,994,983	\$6,322,834
XEG	3,794,906	\$62,135,532
ARX	3,753,960	\$70,563,417
HEXO	3,727,050	\$1,704,974

Top 20 TSX Symbols by Value

Symbol	TSX Volume	TSX Value
ENB	17,760,731	\$1,019,461,269
RY	4,020,244	\$524,085,381
TD	4,304,049	\$401,494,159
CVE	12,638,327	\$324,189,940
MFC	11,627,067	\$289,619,574
SHOP	539,217	\$282,193,443
SU	5,663,632	\$268,715,968
CNQ	3,174,749	\$260,962,040
BMO	1,923,186	\$260,334,654
TOU	3,340,036	\$240,313,212
BNS	2,524,046	\$207,535,608
NTR	1,472,387	\$197,095,322
CNR	1,280,043	\$196,111,561
L	1,583,653	\$178,867,299
TRP	2,378,990	\$167,756,528
XIU	4,913,949	\$156,333,648
CM	1,107,816	\$155,548,975
ABX	5,168,024	\$149,984,733
BCE	2,102,538	\$145,712,741
IMO	1,888,505	\$126,844,275

ETF Trading

Daily Volume	58,108,274	Average Trade Value	\$10,844
Daily Value	\$1,098,518,766	Average Trade Size	574
# Trades	101,299	# of ETFs Traded	906

Top 10 ETFs by TSX Volume

Symbol	Market Volume	Market Value
HND	7,284,095	\$19,499,212
XIU	4,913,949	\$156,333,648
XEG	3,794,906	\$62,135,532
HOD	2,358,906	\$5,791,104
BTCC.B	2,264,847	\$15,799,026
HQD	1,987,480	\$15,365,697
HQU	1,885,748	\$23,374,927
BTCC.U	1,733,437	\$11,984,256
ZEB	1,427,888	\$53,412,257
BTCC	1,399,953	\$10,371,524

Top 10 ETFs by TSX Value

Symbol	Market Volume	Market Value
XIU	4,913,949	\$156,333,648
XEG	3,794,906	\$62,135,532
ZEB	1,427,888	\$53,412,257
HXT	957,088	\$47,979,178
XSP	797,893	\$35,684,556
XQQ	308,187	\$30,986,890
ZSP	459,844	\$26,891,689
VFV	253,484	\$23,995,087
HQU	1,885,748	\$23,374,927
ZQQ	250,338	\$23,296,401

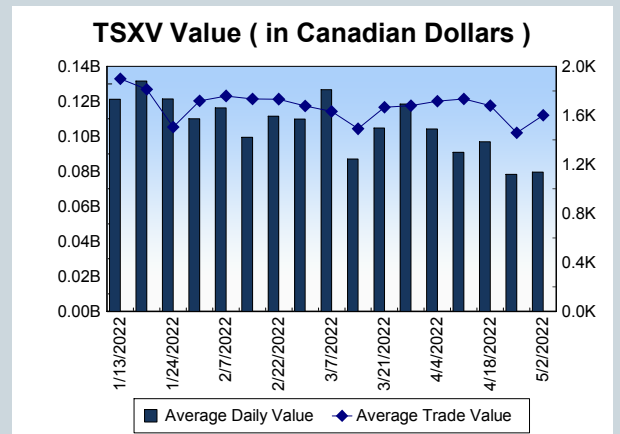
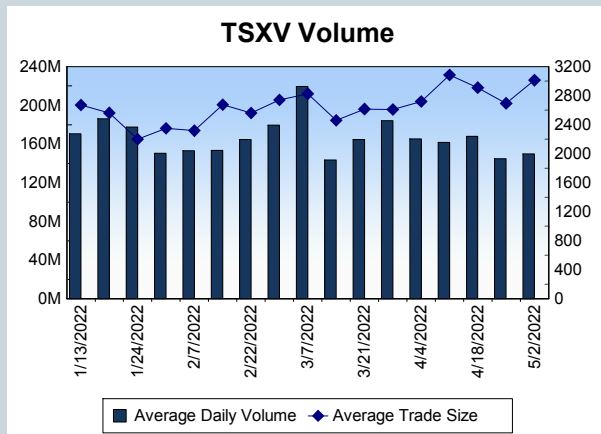
Block Trades	Non Block Trades
1,178	1,342,160

Top 5 Block Trade Brokers by Volume	
Broker	TSX Block Volume
NATIONAL BANK FINANCIAL	18,387,800
SOCIETE GENERALE CAPITA	16,478,600
RBC CAPITAL MARKETS	15,832,900
TD SECURITIES INC.	10,402,500
MORGAN STANLEY CANADA	10,134,300

Top 5 Block Trade Symbols by Volume	
Symbol	TSX Block Volume
ENB	13,708,500
MFC	8,131,500
CVE	4,597,300
ATH	2,727,300
BTE	2,239,500

TSXV	
Daily Volume	159,702,694
Daily Value	\$85,243,807
Daily Trades	50,155
Daily Symbols Traded	1,263

TSXV ANONYMOUS TRADING	
Daily Volume	83,298,356
Daily Value	\$44,102,675
Average Trade Size	3,415
% TSXV Volume	52.16%



Top 20 TSXV Symbols by Volume		
Symbol	TSXV Volume	TSXV Value
PBX	3,387,380	\$827,094
AKR	3,327,000	\$330,385
DM	3,247,077	\$584,601
NVT	3,035,501	\$30,355
KALO	2,379,102	\$224,714
TM	2,314,476	\$526,894
BOAT	2,248,885	\$337,268
LXE	2,160,114	\$4,516,677
QRO	2,032,000	\$60,960
TAL	1,729,882	\$1,060,334
HIVE	1,672,227	\$3,200,339
GDPN	1,608,607	\$638,559
CMC	1,585,603	\$332,266
PRSN	1,476,000	\$36,900
SOU	1,354,810	\$1,312,568
PTU	1,157,203	\$97,277
BLUE	1,048,002	\$26,200
SEI	1,040,000	\$109,235
GRZ	976,400	\$869,263
GXU	975,395	\$333,310

Top 20 TSXV Symbols by Value		
Symbol	TSXV Volume	TSXV Value
TOI	89,885	\$6,774,224
LXE	2,160,114	\$4,516,677
HIVE	1,672,227	\$3,200,339
AMC	463,781	\$2,698,668
NFG	274,879	\$2,400,622
FL	614,437	\$2,296,412
TAU	834,456	\$1,854,002
NGEX	550,050	\$1,631,644
RECO	233,528	\$1,507,538
SOU	1,354,810	\$1,312,568
LI	349,390	\$1,129,755
AFM	817,631	\$1,107,603
SLI	132,640	\$1,088,186
TAL	1,729,882	\$1,060,334
EU	643,973	\$903,937
GRZ	976,400	\$869,263
EMO	517,122	\$832,540
VXTR	705,339	\$828,072
PBX	3,387,380	\$827,094
ALLI	696,411	\$762,031

Dark TSX/TSXV Trading			
Volume	23,894,630	Daily Trades	91,722
Value	769,353,826	Daily Symbols Traded	1,447