

DAILY REPORT



For more information, email trading_sales@tsx.com

April 4, 2022

Indices	April 4 Close	Previous Close	Change	% Change
S&P/TSX Composite Index	22,085.60			%
S&P/TSX 60 Index	1,336.07			%
S&P/TSX Venture Composite	905.10			%
S&P/TSX Completion Index	1,280.41			%
S&P/TSX Smallcap Index	842.49			%

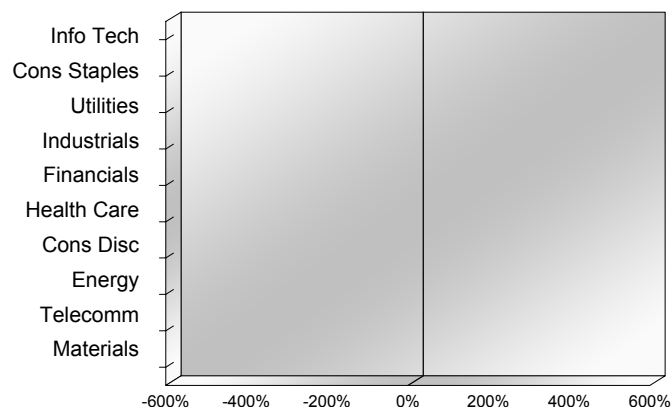
S&P/TSX Composite Index		
Advancers	Decliners	Unchanged
0	0	0

S&P/TSX Composite Index			
Top 10 Index Contributors		Top 10 Index Detractors	
Constituent	Index Contribution	Constituent	Index Contribution

S&P/TSX Composite Index			
Top 10 Advancers		Top 10 Decliners	
Constituent	Return	Constituent	Return
	%		%

S&P/TSX Composite Index				
Sector	# of Index Constituents	Weight	Market Cap (\$B)	Index Contribution
Information Technology	16	%	\$223.84	
Consumer Staples	11	%	\$120.22	
Utilities	16	%	\$148.79	
Industrials	30	%	\$373.31	
Financials	28	%	\$1,015.92	
Health Care	8	%	\$21.95	
Consumer Discretionary	14	%	\$102.97	
Energy	34	%	\$528.87	
Communication Services	7	%	\$159.66	
Materials	52	%	\$427.91	
S&P/TSX Composite Index	216	%	\$3,123.43	

S&P/TSX Composite Index - Sectors Returns



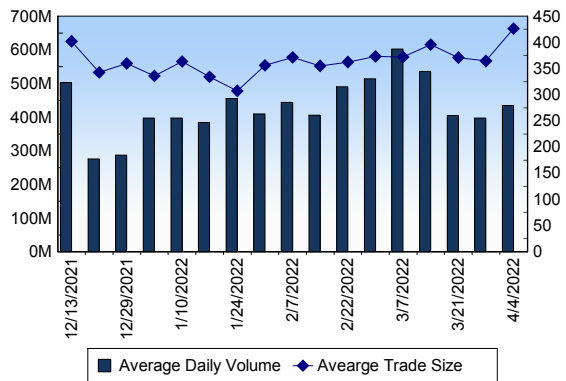
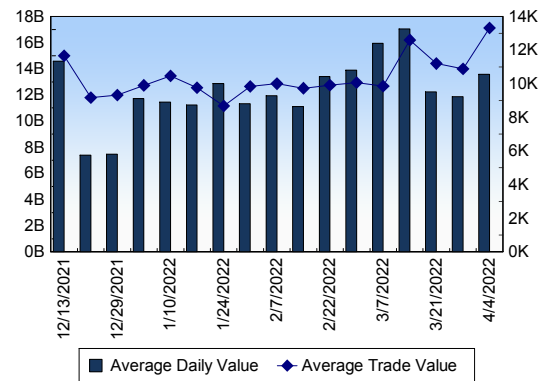
This report is published by TSX Inc. TSX Inc. does not guarantee either the completeness or the accuracy of this information. The information contained in this report is provided for informational purposes only and you agree not to rely upon the information contained in this report for any trading, business or financial purpose. These sheets are printed in Canada and issued by TSX Inc. under the express condition, to which everyone receiving or making use thereof assents, that no liability shall be incurred by TSX Inc. or its affiliated companies or any other vendor or donor, including, without limitation, for reliance on or for any errors or inaccuracies in this report. Neither TMX Group Limited, TSX Inc., nor any of their affiliated companies, guarantees the completeness of the information contained in this document and are not responsible for any errors or omission in or your use of, or reliance on, the information. This publication is under copyright. © 2016 TSX Inc. All rights reserved. Do not copy, distribute, sell or modify this publication without the prior written consent of TSX Inc. <http://www.tsx.com/trading>

TSX

Daily Volume	434,704,388
Daily Value	\$13,574,392,880
Daily Trades	1,019,233
Daily Symbols Traded	2,151

TSX ANONYMOUS TRADING

Daily Volume	174,905,699
Daily Value	\$5,655,886,954
Average Trade Size	364
% TSX Volume	40.24 %

TSX Volume**TSX Value (in Canadian Dollars)****Top 20 TSX Symbols by Volume**

Symbol	TSX Volume	TSX Value
WCP	23,694,375	\$245,430,720
TD	18,484,486	\$1,852,802,183
TRP	17,454,188	\$1,254,882,320
BNS	8,547,745	\$756,447,014
ENB	7,952,467	\$463,200,022
SU	7,356,470	\$305,585,628
CNQ	6,825,824	\$544,366,835
AVL	6,397,984	\$1,257,471
CPG	6,332,273	\$59,497,302
MFC	6,175,072	\$165,035,569
BCE	5,602,506	\$392,474,952
CVE	5,122,162	\$109,772,875
PPL	4,679,205	\$223,242,841
NZC	4,348,383	\$153,456
BTE	3,903,214	\$22,044,760
BBD.B	3,757,092	\$5,450,603
XIU	3,619,716	\$121,761,515
TLRY	3,575,858	\$32,701,394
ATH	3,552,087	\$7,307,400
HOD	3,487,485	\$10,454,950

Top 20 TSX Symbols by Value

Symbol	TSX Volume	TSX Value
TD	18,484,486	\$1,852,802,183
TRP	17,454,188	\$1,254,882,320
BNS	8,547,745	\$756,447,014
CNQ	6,825,824	\$544,366,835
RY	3,387,207	\$467,990,252
ENB	7,952,467	\$463,200,022
BCE	5,602,506	\$392,474,952
SU	7,356,470	\$305,585,628
WCP	23,694,375	\$245,430,720
BMO	1,599,866	\$234,814,283
PPL	4,679,205	\$223,242,841
CNR	1,141,916	\$184,672,961
SHOP	200,096	\$180,668,497
SLF	2,547,835	\$177,004,482
NTR	1,331,516	\$170,312,420
MFC	6,175,072	\$165,035,569
TECK.B	3,169,307	\$162,377,830
RCI.B	2,195,278	\$155,782,367
CM	991,971	\$150,486,382
EMA	1,980,758	\$124,509,980

ETF Trading

Daily Volume	32,486,034	Average Trade Value	\$9,328
Daily Value	\$630,471,600	Average Trade Size	481
# Trades	67,586	# of ETFs Traded	893

Top 10 ETFs by TSX Volume

Symbol	Market Volume	Market Value
XIU	3,619,716	\$121,761,515
HOD	3,487,485	\$10,454,950
HND	2,348,090	\$15,668,222
XEG	1,920,218	\$28,357,993
HOU	1,509,130	\$35,841,516
BTCC.B	1,010,721	\$8,501,643
HNU	999,147	\$19,881,825
BTCC.U	603,370	\$5,154,324
BTCC	562,460	\$5,221,950
HXT	560,934	\$29,723,978

Top 10 ETFs by TSX Value

Symbol	Market Volume	Market Value
XIU	3,619,716	\$121,761,515
HOU	1,509,130	\$35,841,516
HXT	560,934	\$29,723,978
XEG	1,920,218	\$28,357,993
HNU	999,147	\$19,881,825
HND	2,348,090	\$15,668,222
XIC	355,571	\$12,457,825
ZEB	294,690	\$11,753,063
VFV	106,598	\$10,774,304
HOD	3,487,485	\$10,454,950

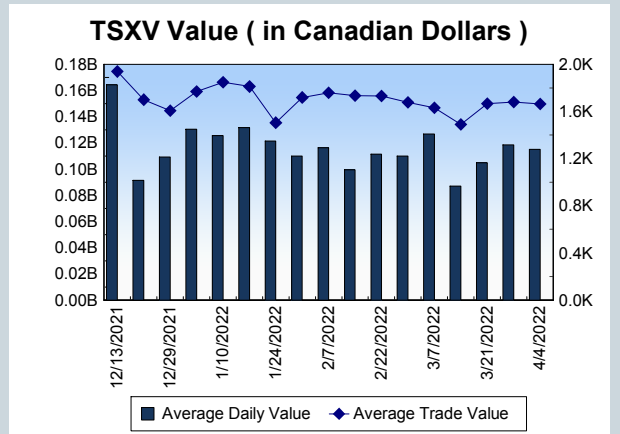
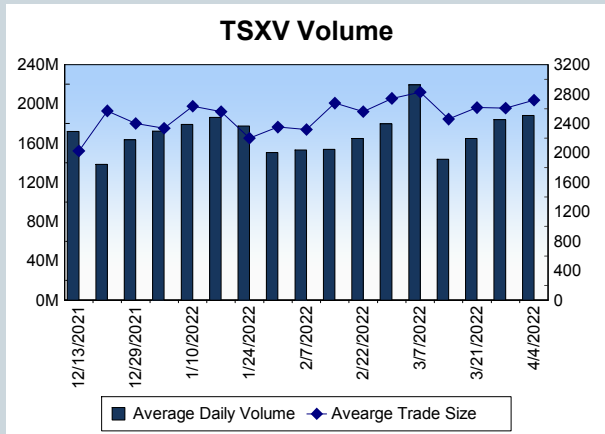
Block Trades	Non Block Trades
1,103	1,018,130

Top 5 Block Trade Brokers by Volume	
Broker	TSX Block Volume
NATIONAL BANK FINANCIAL	58,183,600
GOLDMAN SACHS CANADA I	30,469,100
BMO NESBITT BURNS INC.	28,236,800
RBC CAPITAL MARKETS	17,587,800
SOCIETE GENERALE CAPITA	12,361,900

Top 5 Block Trade Symbols by Volume	
Symbol	TSX Block Volume
WCP	21,008,400
TD	16,658,500
TRP	15,910,800
BNS	6,548,300
ENB	5,328,200

TSXV	
Daily Volume	188,160,688
Daily Value	\$115,181,511
Daily Trades	69,269
Daily Symbols Traded	1,344

TSXV ANONYMOUS TRADING	
Daily Volume	87,515,911
Daily Value	\$58,853,794
Average Trade Size	3,027
% TSXV Volume	46.51%



Top 20 TSXV Symbols by Volume		
Symbol	TSXV Volume	TSXV Value
PGM	5,554,526	\$1,820,722
WRR	3,945,051	\$349,876
ILC	3,328,384	\$467,241
MINE	3,091,460	\$1,198,714
VLI	3,016,755	\$588,996
DAC	2,521,134	\$70,736
FMS	2,376,671	\$196,510
TVC	2,354,914	\$129,407
KLM	2,305,000	\$46,130
AN	1,839,148	\$1,191,168
AFM	1,820,406	\$2,088,253
ROS	1,703,159	\$671,768
MAX	1,444,970	\$904,429
FL	1,408,052	\$4,873,281
AAZ	1,355,640	\$100,109
ROK	1,319,721	\$418,726
HIVE	1,276,747	\$3,375,023
GBML	1,276,015	\$368,998
LITH	1,229,274	\$1,306,079
NOB	1,225,950	\$198,360

Top 20 TSXV Symbols by Value		
Symbol	TSXV Volume	TSXV Value
TOI	68,710	\$6,947,624
FL	1,408,052	\$4,873,281
SLI	301,547	\$3,383,108
HIVE	1,276,747	\$3,375,023
BITF	623,748	\$2,919,765
RECO	450,057	\$2,773,395
RUP	370,645	\$2,411,949
LI	535,185	\$2,276,765
SGML	107,904	\$2,234,696
AFM	1,820,406	\$2,088,253
PGM	5,554,526	\$1,820,722
LXE	902,944	\$1,779,729
MCR	427,955	\$1,691,034
CNC	572,305	\$1,643,592
GPV	149,240	\$1,622,322
LITH	1,229,274	\$1,306,079
MINE	3,091,460	\$1,198,714
AN	1,839,148	\$1,191,168
EMO	417,195	\$1,131,086
IFOS	358,284	\$1,128,407

Dark TSX/TSXV Trading			
Volume	16,722,630	Daily Trades	68,985
Value	533,337,120	Daily Symbols Traded	1,356