

DAILY REPORT



For more information, email trading_sales@tsx.com

March 15, 2022

Indices	March 15 Close	Previous Close	Change	% Change
S&P/TSX Composite Index	21,187.84			%
S&P/TSX 60 Index	1,285.41			%
S&P/TSX Venture Composite	818.33			%
S&P/TSX Completion Index	1,214.84			%
S&P/TSX Smallcap Index	799.52			%

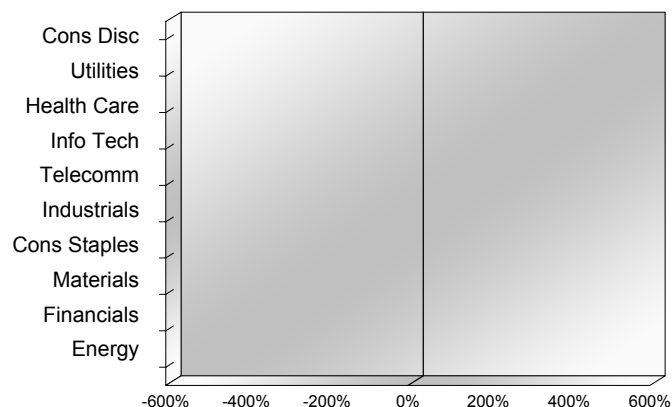
S&P/TSX Composite Index		
Advancers	Decliners	Unchanged
0	0	0

S&P/TSX Composite Index			
Top 10 Index Contributors		Top 10 Index Detractors	
Constituent	Index Contribution	Constituent	Index Contribution

S&P/TSX Composite Index			
Top 10 Advancers		Top 10 Decliners	
Constituent	Return	Constituent	Return
	%		%

S&P/TSX Composite Index				
Sector	# of Index Constituents	Weight	Market Cap (\$B)	Index Contribution
Consumer Discretionary	14	%	\$98.82	
Utilities	16	%	\$142.05	
Health Care	8	%	\$18.88	
Information Technology	16	%	\$191.64	
Communication Services	7	%	\$154.84	
Industrials	31	%	\$365.47	
Consumer Staples	11	%	\$113.10	
Materials	53	%	\$413.63	
Financials	28	%	\$1,008.34	
Energy	32	%	\$489.33	
S&P/TSX Composite Index	216	%	\$2,996.09	

S&P/TSX Composite Index - Sectors Returns



This report is published by TSX Inc. TSX Inc. does not guarantee either the completeness or the accuracy of this information. The information contained in this report is provided for informational purposes only and you agree not to rely upon the information contained in this report for any trading, business or financial purpose. These sheets are printed in Canada and issued by TSX Inc. under the express condition, to which everyone receiving or making use thereof assents, that no liability shall be incurred by TSX Inc. or its affiliated companies or any other vendor or donor, including, without limitation, for reliance on or for any errors or inaccuracies in this report. Neither TMX Group Limited, TSX Inc., nor any of their affiliated companies, guarantees the completeness of the information contained in this document and are not responsible for any errors or omission in or your use of, or reliance on, the information. This publication is under copyright. © 2016 TSX Inc. All rights reserved. Do not copy, distribute, sell or modify this publication without the prior written consent of TSX Inc. <http://www.tsx.com/trading>

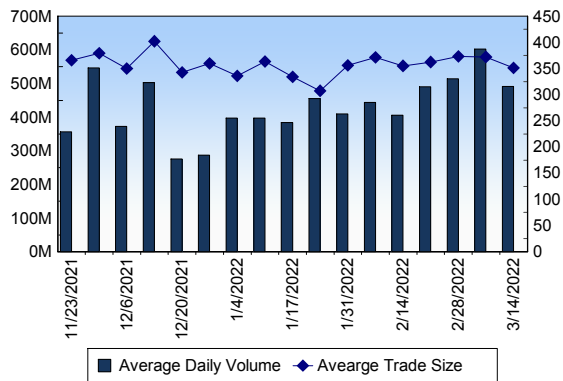
TSX

Daily Volume	486,609,910
Daily Value	\$13,864,595,509
Daily Trades	1,407,174
Daily Symbols Traded	2,098

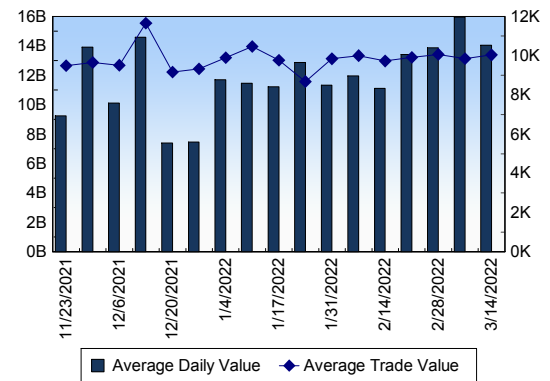
TSX ANONYMOUS TRADING

Daily Volume	224,587,926
Daily Value	\$6,592,863,592
Average Trade Size	312
% TSX Volume	46.15 %

TSX Volume



TSX Value (in Canadian Dollars)



Top 20 TSX Symbols by Volume

Symbol	TSX Volume	TSX Value
CNQ	16,851,589	\$1,225,226,497
SU	12,906,233	\$489,605,169
ENB	11,398,678	\$639,327,648
BTE	11,317,490	\$59,758,842
ATH	11,033,868	\$21,842,620
MFC	10,497,668	\$259,083,632
CVE	8,456,907	\$158,352,691
CPG	8,229,843	\$67,420,601
BCE	7,854,256	\$532,639,117
WCP	6,405,495	\$58,051,117
GTE	5,817,092	\$10,050,023
ARX	5,719,115	\$83,161,573
ABX	5,642,981	\$170,920,228
HOD	5,289,721	\$20,962,026
H	5,102,295	\$165,895,077
T	5,038,256	\$163,926,766
TD	4,673,998	\$464,929,787
K	4,630,657	\$31,639,841
XEG	4,568,083	\$59,866,148
CJ	4,306,659	\$29,314,061

Top 20 TSX Symbols by Value

Symbol	TSX Volume	TSX Value
CNQ	16,851,589	\$1,225,226,497
ENB	11,398,678	\$639,327,648
BCE	7,854,256	\$532,639,117
SU	12,906,233	\$489,605,169
TD	4,673,998	\$464,929,787
RY	3,078,800	\$430,447,431
NTR	2,945,989	\$365,591,727
BNS	3,901,917	\$358,415,088
CM	1,718,877	\$273,112,944
NA	2,706,772	\$267,555,957
MFC	10,497,668	\$259,083,632
BMO	1,559,329	\$231,556,631
IMO	3,606,157	\$194,832,924
ABX	5,642,981	\$170,920,228
H	5,102,295	\$165,895,077
T	5,038,256	\$163,926,766
TECK.B	3,394,260	\$162,409,097
CP	1,614,856	\$158,701,840
CVE	8,456,907	\$158,352,691
SHOP	224,754	\$156,369,186

ETF Trading

Daily Volume	42,807,009	Average Trade Value	\$11,563
Daily Value	\$867,870,952	Average Trade Size	570
# Trades	75,055	# of ETFs Traded	852

Top 10 ETFs by TSX Volume

Symbol	Market Volume	Market Value
HOD	5,289,721	\$20,962,026
XEG	4,568,083	\$59,866,148
XIU	2,468,634	\$79,734,153
ZEB	1,511,302	\$61,385,490
HQD	1,374,860	\$10,586,237
HND	1,310,338	\$14,409,358
HOU	1,303,878	\$26,306,680
BTCC.B	1,250,714	\$9,237,662
HSD	1,209,943	\$9,216,470
HUV	1,116,849	\$13,702,825

Top 10 ETFs by TSX Value

Symbol	Market Volume	Market Value
XIU	2,468,634	\$79,734,153
ZEB	1,511,302	\$61,385,490
XEG	4,568,083	\$59,866,148
ZEO	763,089	\$41,975,721
HXT	662,004	\$33,683,497
XFN	555,386	\$28,380,388
HOU	1,303,878	\$26,306,680
XQQ	233,440	\$24,234,114
HOD	5,289,721	\$20,962,026
XIC	614,798	\$20,743,924

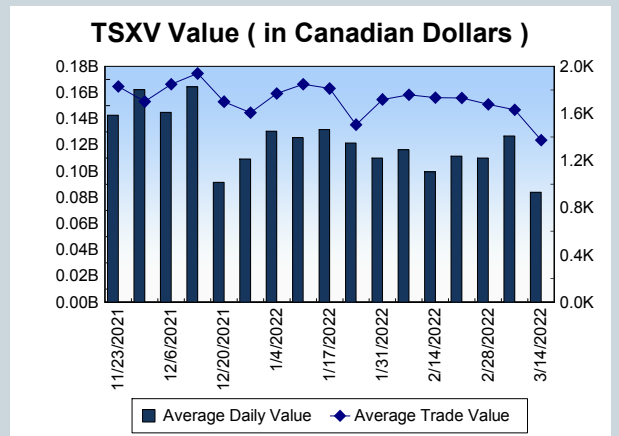
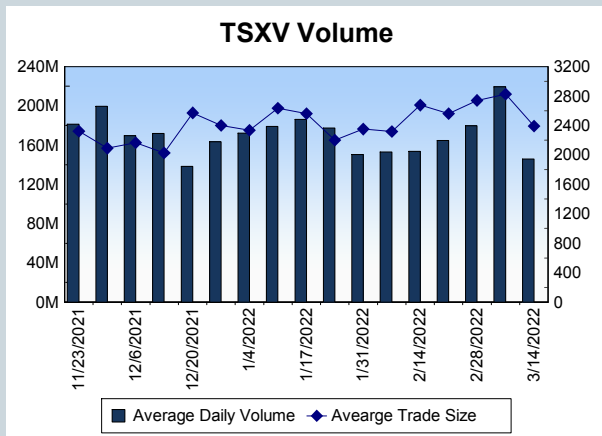
Block Trades	Non Block Trades
1,389	1,405,785

Top 5 Block Trade Brokers by Volume	
Broker	TSX Block Volume
GOLDMAN SACHS CANADA I	22,634,000
NATIONAL BANK FINANCIAL	18,414,900
RBC CAPITAL MARKETS	18,108,400
BMO NESBITT BURNS INC.	17,289,050
SCOTIA CAPITAL INC.	10,585,146

Top 5 Block Trade Symbols by Volume	
Symbol	TSX Block Volume
CNQ	11,721,200
ENB	6,397,300
BCE	6,326,100
SU	5,610,700
H	4,066,000

TSXV	
Daily Volume	136,244,553
Daily Value	\$83,078,827
Daily Trades	58,079
Daily Symbols Traded	1,245

TSXV ANONYMOUS TRADING	
Daily Volume	65,960,734
Daily Value	\$42,721,833
Average Trade Size	2,475
% TSXV Volume	48.41%



Top 20 TSXV Symbols by Volume		
Symbol	TSXV Volume	TSXV Value
NUG	4,087,831	\$174,646
QNC	2,971,214	\$1,195,088
DAC	2,037,000	\$50,925
AFM	2,023,925	\$2,219,854
GTR	1,708,653	\$616,442
PBX	1,677,318	\$975,134
AAZ	1,578,536	\$118,283
TAL	1,465,284	\$948,889
EMR	1,397,000	\$27,935
ROVR	1,394,000	\$57,455
HRE.H	1,302,001	\$13,020
HIVE	1,191,361	\$2,538,223
SGU	1,053,222	\$94,790
PNPN	1,048,066	\$292,398
FMS	996,185	\$61,016
FMC	954,948	\$211,307
NKG	950,222	\$358,081
SAY	948,251	\$33,192
EOG	946,607	\$473,406
NZN	932,200	\$78,655

Top 20 TSXV Symbols by Value		
Symbol	TSXV Volume	TSXV Value
SLI	680,156	\$4,834,537
TOI	36,941	\$2,985,345
HIVE	1,191,361	\$2,538,223
AFM	2,023,925	\$2,219,854
IPA	450,079	\$2,174,351
BITF	471,580	\$1,962,962
CNC	647,437	\$1,836,626
AMX	585,641	\$1,757,539
ZEN	530,875	\$1,275,219
QNC	2,971,214	\$1,195,088
EU	793,258	\$1,182,583
NFG	160,937	\$1,171,418
DSV	649,586	\$1,168,439
ISO	234,605	\$1,049,593
URC	208,254	\$1,044,428
ESK	368,167	\$1,009,463
EMO	394,794	\$999,840
PBX	1,677,318	\$975,134
LI	327,201	\$955,544
PRYM	281,818	\$949,813

Dark TSX/TSXV Trading			
Volume	24,162,230	Daily Trades	95,535
Value	816,012,022	Daily Symbols Traded	1,392