

DAILY REPORT



For more information, email trading_sales@tsx.com

March 4, 2022

Indices	March 4 Close	Previous Close	Change	% Change
S&P/TSX Composite Index	21,402.43			%
S&P/TSX 60 Index	1,298.49			%
S&P/TSX Venture Composite	847.24			%
S&P/TSX Completion Index	1,226.99			%
S&P/TSX Smallcap Index	819.47			%

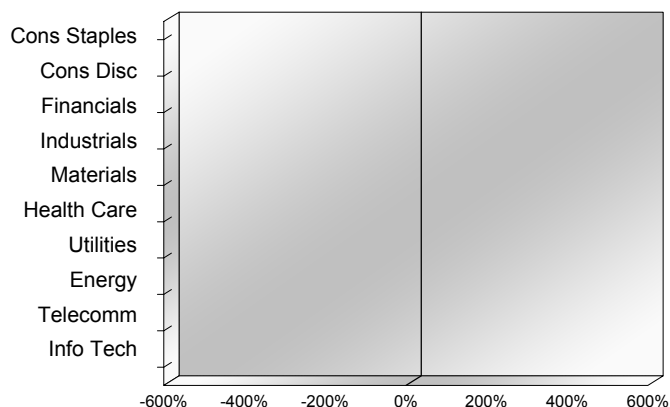
S&P/TSX Composite Index		
Advancers	Decliners	Unchanged
0	0	0

S&P/TSX Composite Index			
Top 10 Index Contributors		Top 10 Index Detractors	
Constituent	Index Contribution	Constituent	Index Contribution

S&P/TSX Composite Index			
Top 10 Advancers		Top 10 Decliners	
Constituent	Return	Constituent	Return
	%		%

S&P/TSX Composite Index				
Sector	# of Index Constituents	Weight	Market Cap (\$B)	Index Contribution
Consumer Staples	11	%	\$112.51	
Consumer Discretionary	14	%	\$99.35	
Financials	28	%	\$1,006.56	
Industrials	30	%	\$370.42	
Materials	54	%	\$419.21	
Health Care	8	%	\$19.46	
Utilities	16	%	\$140.82	
Energy	32	%	\$505.14	
Communication Services	7	%	\$159.03	
Information Technology	16	%	\$198.88	
S&P/TSX Composite Index	216	%	\$3,031.38	

S&P/TSX Composite Index - Sectors Returns



This report is published by TSX Inc. TSX Inc. does not guarantee either the completeness or the accuracy of this information. The information contained in this report is provided for informational purposes only and you agree not to rely upon the information contained in this report for any trading, business or financial purpose. These sheets are printed in Canada and issued by TSX Inc. under the express condition, to which everyone receiving or making use thereof assents, that no liability shall be incurred by TSX Inc. or its affiliated companies or any other vendor or donor, including, without limitation, for reliance on or for any errors or inaccuracies in this report. Neither TMX Group Limited, TSX Inc., nor any of their affiliated companies, guarantees the completeness of the information contained in this document and are not responsible for any errors or omission in or your use of, or reliance on, the information. This publication is under copyright. © 2016 TSX Inc. All rights reserved. Do not copy, distribute, sell or modify this publication without the prior written consent of TSX Inc. <http://www.tsx.com/trading>

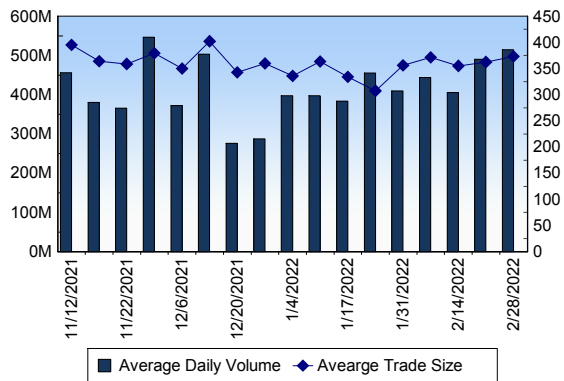
TSX

Daily Volume	536,531,049
Daily Value	\$13,437,773,605
Daily Trades	1,469,907
Daily Symbols Traded	2,138

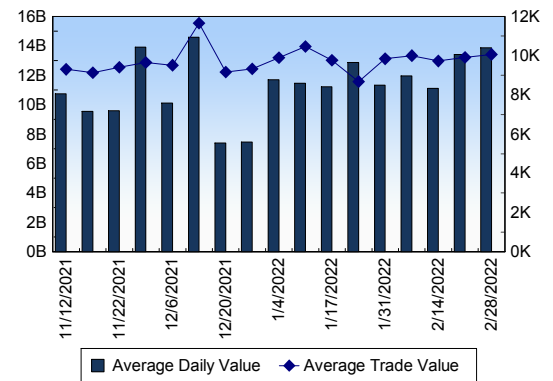
TSX ANONYMOUS TRADING

Daily Volume	233,478,425
Daily Value	\$5,959,269,103
Average Trade Size	335
% TSX Volume	43.52 %

TSX Volume



TSX Value (in Canadian Dollars)



Top 20 TSX Symbols by Volume

Symbol	TSX Volume	TSX Value
SU	25,354,930	\$1,013,184,430
ATH	15,343,763	\$31,688,151
BTE	11,508,572	\$65,590,404
CVE	10,467,281	\$210,127,407
BBD.B	10,420,565	\$14,496,343
ENB	9,881,814	\$561,964,506
BCE	8,509,536	\$603,569,014
CPG	6,732,563	\$63,377,677
MFC	6,713,089	\$168,294,555
K	6,635,158	\$45,823,209
MEG	6,100,737	\$109,245,288
DML	6,084,658	\$10,962,005
HOD	6,082,087	\$19,118,574
TVE	5,909,608	\$31,820,221
ABX	5,853,268	\$179,936,095
TRP	5,640,462	\$403,918,187
AC	5,550,717	\$123,084,323
BTO	5,400,320	\$29,435,928
CNQ	5,321,809	\$397,942,700
XIU	4,658,471	\$151,561,193

Top 20 TSX Symbols by Value

Symbol	TSX Volume	TSX Value
SU	25,354,930	\$1,013,184,430
BCE	8,509,536	\$603,569,014
ENB	9,881,814	\$561,964,506
TRP	5,640,462	\$403,918,187
CNQ	5,321,809	\$397,942,700
TD	3,452,927	\$339,458,010
RY	2,369,434	\$327,277,318
NTR	2,614,399	\$308,775,927
SLF	4,125,589	\$271,573,072
CP	2,671,652	\$260,780,140
AEM	3,644,712	\$257,925,983
BNS	2,564,452	\$238,262,575
BMO	1,473,838	\$215,061,200
CVE	10,467,281	\$210,127,407
MG	2,559,070	\$204,085,398
SHOP	253,978	\$196,045,915
CM	1,178,117	\$187,168,038
ABX	5,853,268	\$179,936,095
TECK.B	3,330,210	\$172,804,645
MFC	6,713,089	\$168,294,555

ETF Trading

Daily Volume	46,700,365	Average Trade Value	\$9,950
Daily Value	\$906,275,300	Average Trade Size	513
# Trades	91,080	# of ETFs Traded	880

Top 10 ETFs by TSX Volume

Symbol	Market Volume	Market Value
HOD	6,082,087	\$19,118,574
XIU	4,658,471	\$151,561,193
XEG	3,172,836	\$44,239,957
HND	2,228,573	\$21,518,439
BTCC.B	1,542,428	\$11,639,442
HQD	1,529,518	\$11,054,580
HOU	1,513,427	\$42,756,849
BTCC.U	1,444,449	\$10,869,243
HNU	1,121,842	\$17,048,927
XGD	804,843	\$17,140,942

Top 10 ETFs by TSX Value

Symbol	Market Volume	Market Value
XIU	4,658,471	\$151,561,193
XEG	3,172,836	\$44,239,957
HOU	1,513,427	\$42,756,849
HXT	637,773	\$32,702,022
XIC	775,492	\$26,355,436
ZEB	602,379	\$24,417,834
HND	2,228,573	\$21,518,439
XSP	464,713	\$21,510,444
XFN	407,313	\$20,789,718
HOD	6,082,087	\$19,118,574

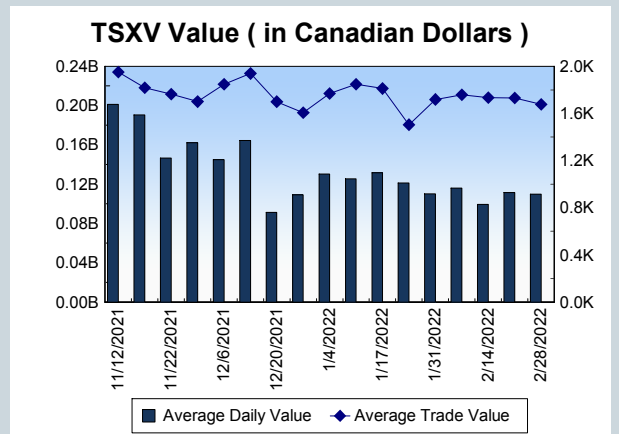
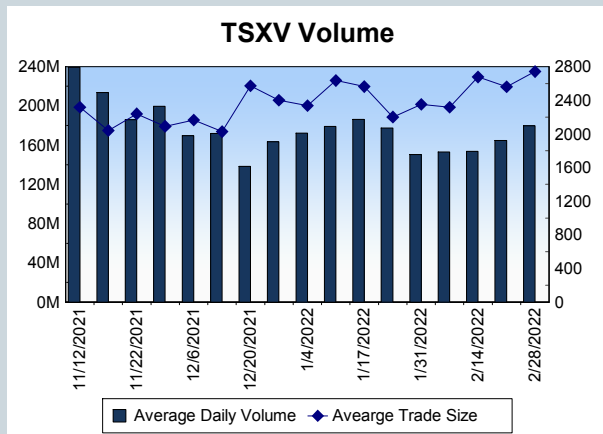
Block Trades	Non Block Trades
1,447	1,468,460

Top 5 Block Trade Brokers by Volume	
Broker	TSX Block Volume
NATIONAL BANK FINANCIAL	32,852,000
GOLDMAN SACHS CANADA I	21,256,400
MERRILL LYNCH CANADA LT	15,196,100
BMO NESBITT BURNS INC.	14,231,200
TD SECURITIES INC.	12,206,700

Top 5 Block Trade Symbols by Volume	
Symbol	TSX Block Volume
SU	17,142,700
ATH	5,913,400
BCE	5,536,900
ENB	5,195,000
TRP	3,760,600

TSXV	
Daily Volume	199,221,246
Daily Value	\$122,407,062
Daily Trades	72,419
Daily Symbols Traded	1,278

TSXV ANONYMOUS TRADING	
Daily Volume	96,223,526
Daily Value	\$64,013,673
Average Trade Size	2,912
% TSXV Volume	48.30%



Top 20 TSXV Symbols by Volume		
Symbol	TSXV Volume	TSXV Value
FOXG	8,934,226	\$366,238
ROK	3,495,220	\$922,131
SOP.H	3,214,140	\$142,800
ORG	2,801,693	\$2,413,498
AAZ	2,655,183	\$185,650
GXU	2,283,444	\$842,669
OYL	2,213,719	\$4,552,090
HIVE	2,153,514	\$4,940,762
KING	2,028,000	\$91,235
SKP	1,959,929	\$194,231
TAL	1,651,284	\$1,120,105
CMC	1,578,831	\$476,799
NBLC	1,394,930	\$242,576
WATR	1,383,334	\$62,274
MAI	1,326,297	\$746,684
PDM	1,265,543	\$330,301
AGC	1,188,500	\$498,613
EMR	1,097,000	\$21,940
VZLA	1,064,809	\$2,627,608
TM	1,061,790	\$489,043

Top 20 TSXV Symbols by Value		
Symbol	TSXV Volume	TSXV Value
HIVE	2,153,514	\$4,940,762
BITF	1,053,973	\$4,683,601
OYL	2,213,719	\$4,552,090
ARTG	600,475	\$4,394,870
TOI	44,425	\$3,733,011
VZLA	1,064,809	\$2,627,608
ORG	2,801,693	\$2,413,498
LI	729,802	\$2,188,699
URC	381,947	\$2,021,277
NFG	238,759	\$1,900,887
ELO	360,156	\$1,845,459
PRYM	434,047	\$1,758,707
SLI	228,406	\$1,634,730
RECO	263,734	\$1,629,136
EU	1,043,365	\$1,490,444
DSV	702,103	\$1,383,003
ISO	301,659	\$1,324,423
AMC	185,937	\$1,267,461
RZE	580,406	\$1,147,117
TAL	1,651,284	\$1,120,105

Dark TSX/TSXV Trading			
Volume	26,629,210	Daily Trades	109,776
Value	896,059,090	Daily Symbols Traded	1,398