

DAILY REPORT



For more information, email trading_sales@tsx.com

February 28, 2023

Indices	February 28 Close	Previous Close	Change	% Change
S&P/TSX Composite Index	20,221.19	20,260.13		-0.19 %
S&P/TSX 60 Index	1,216.73	1,220.25		-0.29 %
S&P/TSX Venture Composite	630.46	624.83		0.90 %
S&P/TSX Completion Index	1,198.09	1,195.72		0.20 %
S&P/TSX Smallcap Index	719.72	714.27		0.76 %

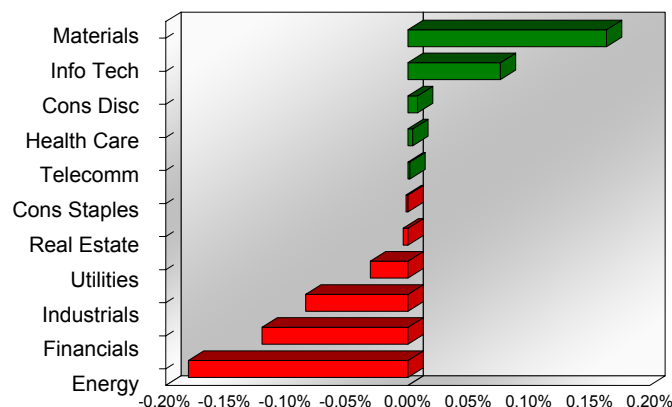
S&P/TSX Composite Index		
Advancers	Decliners	Unchanged
123	110	3

S&P/TSX Composite Index			
Top 10 Index Contributors		Top 10 Index Detractors	
Constituent	Index Contribution	Constituent	Index Contribution
SHOP	10.45	BNS	-31.82
FM	7.84	CNR	-8.28
MFC	5.43	CP	-8.15
RY	4.84	BMO	-7.22
ABX	4.23	ENB	-6.12
TD	3.78	TRP	-5.93
WPM	2.93	SU	-4.26
NTR	2.72	WCN	-3.12
FNV	2.59	CNQ	-3.05
FFH	2.48	BN	-2.95

S&P/TSX Composite Index			
Top 10 Advancers		Top 10 Decliners	
Constituent	Return	Constituent	Return
FM	6.77%	BTE	-9.78%
STLC	6.20%	BNS	-5.72%
ASTL	6.10%	MEG	-4.09%
TXG	4.74%	AOI	-3.79%
CS	4.12%	WPK	-3.52%
BBU.UN	3.89%	GEI	-3.04%
CRON	3.50%	AAV	-2.92%
ELD	3.49%	PKI	-2.86%
BBD.B	3.37%	PLC	-2.79%
ENGH	3.24%	ERO	-2.51%

S&P/TSX Composite Index				
Sector	# of Index Constituents	Weight	Market Cap (\$B)	Index Contribution
Materials	50	11.65 %	\$340.65	33.30
Information Technology	15	6.19 %	\$181.20	15.48
Consumer Discretionary	15	3.65 %	\$106.81	1.65
Health Care	7	0.40 %	\$11.69	0.80
Communication Services	6	4.81 %	\$140.68	0.35
Consumer Staples	11	4.19 %	\$122.65	-0.31
Real Estate	22	2.61 %	\$76.31	-0.77
Utilities	16	4.26 %	\$124.56	-6.26
Industrials	26	13.30 %	\$389.00	-17.12
Financials	29	31.71 %	\$927.64	-24.41
Energy	39	17.22 %	\$503.82	-36.73
S&P/TSX Composite Index	236	100.00 %	\$2,925.03	-34.03

S&P/TSX Composite Index - Sectors Returns



This report is published by TSX Inc. TSX Inc. does not guarantee either the completeness or the accuracy of this information. The information contained in this report is provided for informational purposes only and you agree not to rely upon the information contained in this report for any trading, business or financial purpose. These sheets are printed in Canada and issued by TSX Inc. under the express condition, to which everyone receiving or making use thereof assents, that no liability shall be incurred by TSX Inc. or its affiliated companies or any other vendor or donor, including, without limitation, for reliance on or for any errors or inaccuracies in this report. Neither TMX Group Limited, TSX Inc., nor any of their affiliated companies, guarantees the completeness of the information contained in this document and are not responsible for any errors or omission in or your use of, or reliance on, the information. This publication is under copyright. © 2016 TSX Inc. All rights reserved. Do not copy, distribute, sell or modify this publication without the prior written consent of TSX Inc. <http://www.tsx.com/trading>

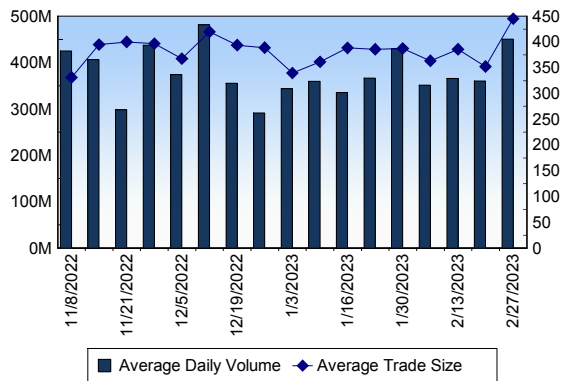
TSX

Daily Volume	532,894,545
Daily Value	\$16,223,167,488
Daily Trades	1,130,662
Daily Symbols Traded	2,049

TSX ANONYMOUS TRADING

Daily Volume	257,729,181
Daily Value	\$8,236,676,561
Average Trade Size	470
% TSX Volume	48.36 %

TSX Volume



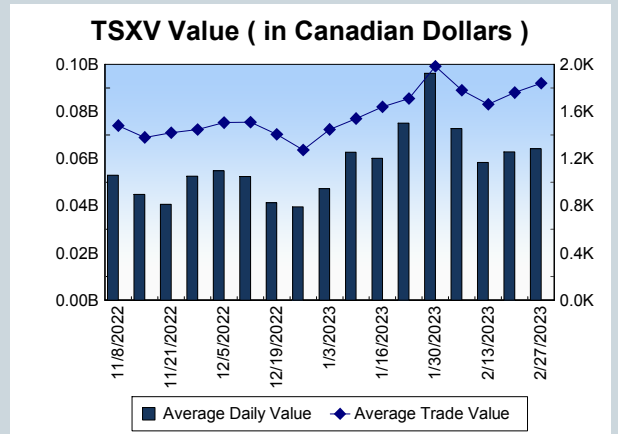
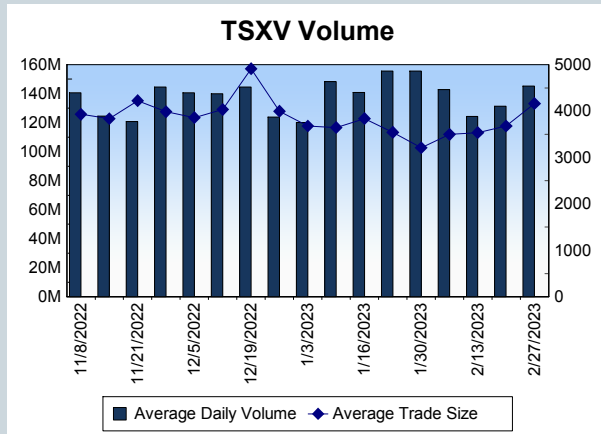
Block Trades	Non Block Trades
3,337	1,127,325

Top 5 Block Trade Brokers by Volume	
Broker	TSX Block Volume
GOLDMAN SACHS CANADA I	69,506,400
RBC CAPITAL MARKETS	54,493,000
BMO NESBITT BURNS INC.	40,423,900
CIBC WORLD MARKETS INC.	32,256,600
TD SECURITIES INC.	25,755,300

Top 5 Block Trade Symbols by Volume	
Symbol	TSX Block Volume
MFC	20,720,200
SU	17,381,400
ABX	11,945,300
ENB	11,010,900
AOI	7,237,100

TSXV	
Daily Volume	154,930,665
Daily Value	\$60,710,398
Daily Trades	35,512
Daily Symbols Traded	1,177

TSXV ANONYMOUS TRADING	
Daily Volume	80,772,814
Daily Value	\$35,446,985
Average Trade Size	4,285
% TSXV Volume	52.13%



Top 20 TSXV Symbols by Volume		
Symbol	TSXV Volume	TSXV Value
MTU	18,799,814	\$845,598
AUU	8,472,477	\$367,420
SOI	2,401,557	\$132,743
SWAN	2,392,253	\$290,590
DTG	2,326,410	\$175,187
COR	2,091,455	\$142,649
BRW	1,855,204	\$2,059,666
MLY	1,730,000	\$44,930
ATX	1,675,635	\$1,993,368
EOG	1,629,076	\$555,955
PEI	1,621,228	\$222,747
BIG	1,497,240	\$407,278
UNV	1,466,000	\$44,545
THRM	1,434,025	\$131,850
MTX	1,384,000	\$85,685
CORE	1,369,833	\$2,840,726
TKU	1,345,168	\$130,793
OM	1,194,674	\$431,518
AIR	1,131,845	\$56,352
BHS	1,100,000	\$27,713

Top 20 TSXV Symbols by Value		
Symbol	TSXV Volume	TSXV Value
FOM	999,346	\$3,613,884
PMET	240,689	\$3,595,346
CORE	1,369,833	\$2,840,726
SGML	45,740	\$2,295,647
BRW	1,855,204	\$2,059,666
CRE	738,615	\$2,047,512
ATX	1,675,635	\$1,993,368
FL	565,542	\$1,579,540
TOI	16,584	\$1,475,209
LI	328,696	\$1,262,066
HIVE	261,165	\$1,003,207
LTH	334,011	\$912,934
MTU	18,799,814	\$845,598
EU	246,041	\$768,957
ARTG	155,154	\$672,271
QIPT	66,583	\$566,114
EOG	1,629,076	\$555,955
ELO	164,854	\$543,360
RHT	919,017	\$508,023
RET.A	138,250	\$504,660

Dark TSX/TSXV Trading			
Volume	24,289,260	Daily Trades	104,351
Value	684,470,037	Daily Symbols Traded	1,250