

DAILY REPORT



For more information, email trading_sales@tsx.com

February 23, 2022

Indices	February 23 Close	Previous Close	Change	% Change
S&P/TSX Composite Index	20,744.17			%
S&P/TSX 60 Index	1,256.79			%
S&P/TSX Venture Composite	828.62			%
S&P/TSX Completion Index	1,195.70			%
S&P/TSX Smallcap Index	778.94			%

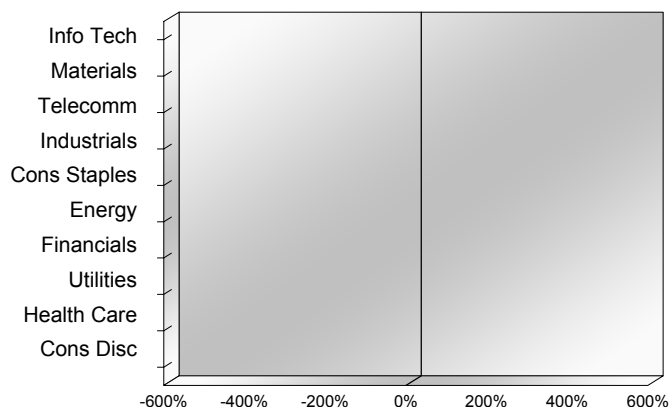
S&P/TSX Composite Index		
Advancers	Decliners	Unchanged
0	0	0

S&P/TSX Composite Index			
Top 10 Index Contributors		Top 10 Index Detractors	
Constituent	Index Contribution	Constituent	Index Contribution

S&P/TSX Composite Index			
Top 10 Advancers		Top 10 Decliners	
Constituent	Return	Constituent	Return
	%		%

S&P/TSX Composite Index				
Sector	# of Index Constituents	Weight	Market Cap (\$B)	Index Contribution
Information Technology	16	%	\$202.08	
Materials	54	%	\$382.20	
Communication Services	7	%	\$150.81	
Industrials	30	%	\$346.86	
Consumer Staples	11	%	\$109.90	
Energy	32	%	\$462.95	
Financials	28	%	\$1,019.52	
Utilities	16	%	\$134.35	
Health Care	8	%	\$20.32	
Consumer Discretionary	14	%	\$105.91	
S&P/TSX Composite Index	216	%	\$2,934.90	

S&P/TSX Composite Index - Sectors Returns



This report is published by TSX Inc. TSX Inc. does not guarantee either the completeness or the accuracy of this information. The information contained in this report is provided for informational purposes only and you agree not to rely upon the information contained in this report for any trading, business or financial purpose. These sheets are printed in Canada and issued by TSX Inc. under the express condition, to which everyone receiving or making use thereof assents, that no liability shall be incurred by TSX Inc. or its affiliated companies or any other vendor or donor, including, without limitation, for reliance on or for any errors or inaccuracies in this report. Neither TMX Group Limited, TSX Inc., nor any of their affiliated companies, guarantees the completeness of the information contained in this document and are not responsible for any errors or omission in or your use of, or reliance on, the information. This publication is under copyright. © 2016 TSX Inc. All rights reserved. Do not copy, distribute, sell or modify this publication without the prior written consent of TSX Inc. <http://www.tsx.com/trading>

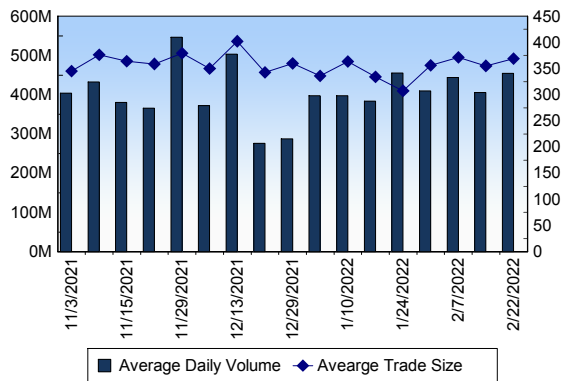
TSX

Daily Volume	425,090,287
Daily Value	\$11,705,847,391
Daily Trades	1,160,052
Daily Symbols Traded	2,138

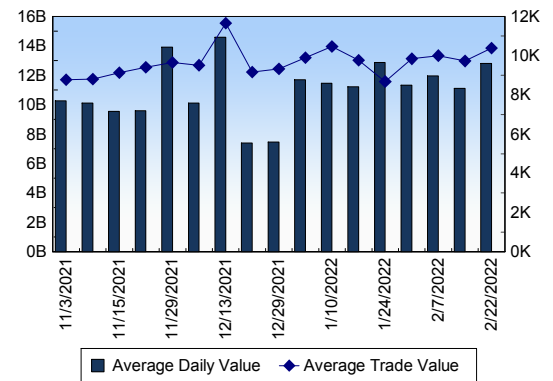
TSX ANONYMOUS TRADING

Daily Volume	191,295,078
Daily Value	\$5,110,493,338
Average Trade Size	331
% TSX Volume	45.00 %

TSX Volume



TSX Value (in Canadian Dollars)



Top 20 TSX Symbols by Volume

Symbol	TSX Volume	TSX Value
MFC	24,420,641	\$637,531,304
SU	21,348,380	\$793,612,842
GWO	11,108,790	\$435,228,468
BBD.B	8,065,825	\$12,650,873
K	6,642,334	\$46,760,529
CVE	6,189,396	\$120,656,585
ATH	6,164,420	\$11,010,504
ENB	6,076,677	\$321,355,723
BTO	5,438,004	\$28,734,399
CNQ	5,366,577	\$357,848,248
AC	5,230,238	\$131,600,338
NGD	4,929,541	\$10,594,786
ABX	4,830,196	\$141,017,773
BCE	4,664,384	\$307,996,648
BTE	4,609,414	\$22,966,806
OSK	4,608,613	\$18,485,549
CPG	4,054,490	\$33,784,642
TD	3,894,133	\$409,098,509
RY	3,809,993	\$535,884,707
FTS	3,550,678	\$205,109,574

Top 20 TSX Symbols by Value

Symbol	TSX Volume	TSX Value
SU	21,348,380	\$793,612,842
MFC	24,420,641	\$637,531,304
RY	3,809,993	\$535,884,707
GWO	11,108,790	\$435,228,468
TD	3,894,133	\$409,098,509
CNQ	5,366,577	\$357,848,248
ENB	6,076,677	\$321,355,723
BCE	4,664,384	\$307,996,648
BNS	3,245,913	\$296,156,855
SHOP	316,176	\$255,220,184
CM	1,440,260	\$231,619,940
TRP	3,253,587	\$216,493,755
FTS	3,550,678	\$205,109,574
SLF	3,001,137	\$203,244,064
BMO	1,396,307	\$202,523,143
AEM	2,214,400	\$154,642,565
ABX	4,830,196	\$141,017,773
CNR	881,412	\$135,875,903
AC	5,230,238	\$131,600,338
CP	1,372,452	\$121,612,487

ETF Trading

Daily Volume	35,662,624	Average Trade Value	\$9,142
Daily Value	\$765,546,599	Average Trade Size	426
# Trades	83,739	# of ETFs Traded	878

Top 10 ETFs by TSX Volume

Symbol	Market Volume	Market Value
XIU	2,827,085	\$89,845,851
XEG	1,779,118	\$22,920,998
HNU	1,513,021	\$20,059,575
HND	1,421,578	\$16,288,309
ETHX.U	1,374,273	\$16,629,781
HOD	1,328,834	\$6,463,334
HQD	890,420	\$6,604,792
ZEB	815,766	\$33,764,355
HSD	784,874	\$5,990,289
XSP	764,702	\$35,101,582

Top 10 ETFs by TSX Value

Symbol	Market Volume	Market Value
XIU	2,827,085	\$89,845,851
XSP	764,702	\$35,101,582
ZEB	815,766	\$33,764,355
VFV	336,862	\$32,517,614
HXT	512,681	\$25,656,567
XEG	1,779,118	\$22,920,998
HNU	1,513,021	\$20,059,575
ETHX.U	1,374,273	\$16,629,781
XFN	314,064	\$16,348,681
HND	1,421,578	\$16,288,309

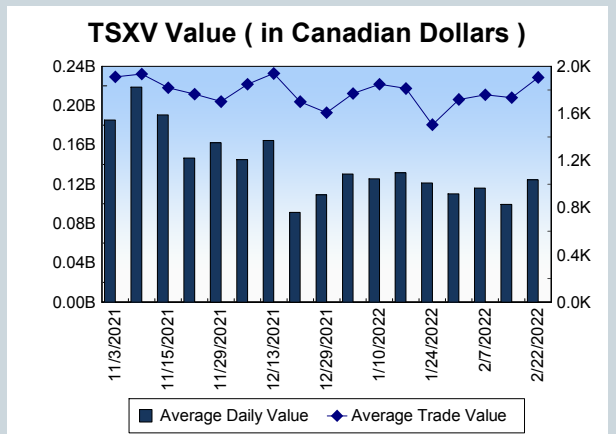
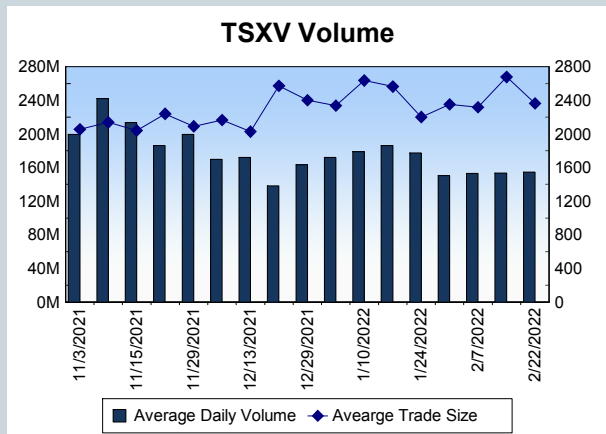
Block Trades	Non Block Trades
1,232	1,158,820

Top 5 Block Trade Brokers by Volume	
Broker	TSX Block Volume
RBC CAPITAL MARKETS	22,137,000
BMO NESBITT BURNS INC.	22,089,100
GOLDMAN SACHS CANADA I	20,451,700
NATIONAL BANK FINANCIAL	19,403,300
SCOTIA CAPITAL INC.	14,944,860

Top 5 Block Trade Symbols by Volume	
Symbol	TSX Block Volume
MFC	20,635,900
SU	16,162,200
GWO	10,131,700
BCE	3,313,800
ENB	3,223,700

TSXV	
Daily Volume	143,695,531
Daily Value	\$143,671,716
Daily Trades	60,897
Daily Symbols Traded	1,251

TSXV ANONYMOUS TRADING	
Daily Volume	73,703,316
Daily Value	\$97,441,042
Average Trade Size	2,585
% TSXV Volume	51.29%



Top 20 TSXV Symbols by Volume		
Symbol	TSXV Volume	TSXV Value
ROK	2,701,900	\$640,686
TAL	2,628,247	\$1,832,873
HIVE	2,357,805	\$5,554,803
PEI	1,923,165	\$145,141
SNM	1,891,442	\$161,543
GBR	1,886,525	\$53,394,611
BITF	1,650,520	\$6,667,503
LPK	1,588,000	\$63,520
CMC	1,456,815	\$476,941
CCCM	1,284,790	\$136,342
PSH	1,245,419	\$1,118,448
RGD	1,136,300	\$254,152
AVN	1,061,756	\$1,337,469
GLDL	1,026,298	\$107,365
TVC	996,779	\$61,387
PAI	990,846	\$24,722
THRM	972,131	\$261,165
ART	968,932	\$224,492
MPM	965,359	\$443,228
AIR	939,114	\$239,867

Top 20 TSXV Symbols by Value		
Symbol	TSXV Volume	TSXV Value
GBR	1,886,525	\$53,394,611
BITF	1,650,520	\$6,667,503
HIVE	2,357,805	\$5,554,803
NFG	525,263	\$4,401,039
TOI	33,711	\$2,918,873
PRYM	640,288	\$2,488,442
SLI	258,592	\$2,081,973
EMO	813,282	\$1,978,261
ARTG	291,223	\$1,843,051
TAL	2,628,247	\$1,832,873
AMC	229,907	\$1,425,889
AVN	1,061,756	\$1,337,469
LI	406,670	\$1,248,709
PSH	1,245,419	\$1,118,448
RECO	187,650	\$1,095,807
ELO	280,558	\$1,084,470
FL	375,662	\$992,795
SALT	614,320	\$975,005
DSV	463,434	\$859,088
BSR	294,759	\$661,542

Dark TSX/TSXV Trading			
Volume	18,932,620	Daily Trades	76,860
Value	599,071,037	Daily Symbols Traded	1,347