

DAILY REPORT



For more information, email trading_sales@tsx.com

February 22, 2022

Indices	February 22 Close	Previous Close	Change	% Change
S&P/TSX Composite Index	20,907.82			%
S&P/TSX 60 Index	1,267.42			%
S&P/TSX Venture Composite	828.69			%
S&P/TSX Completion Index	1,202.54			%
S&P/TSX Smallcap Index	776.10			%

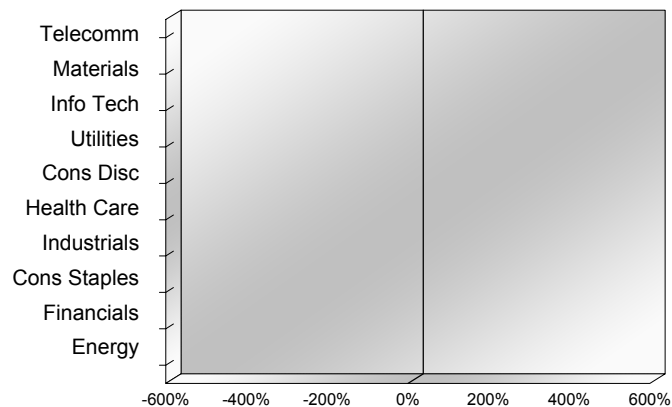
S&P/TSX Composite Index		
Advancers	Decliners	Unchanged
0	0	0

S&P/TSX Composite Index			
Top 10 Index Contributors		Top 10 Index Detractors	
Constituent	Index Contribution	Constituent	Index Contribution

S&P/TSX Composite Index			
Top 10 Advancers		Top 10 Decliners	
Constituent	Return	Constituent	Return
	%		%

S&P/TSX Composite Index				
Sector	# of Index Constituents	Weight	Market Cap (\$B)	Index Contribution
Communication Services	7	%	\$152.20	
Materials	54	%	\$380.55	
Information Technology	16	%	\$205.14	
Utilities	16	%	\$134.68	
Consumer Discretionary	14	%	\$106.88	
Health Care	8	%	\$20.85	
Industrials	30	%	\$353.99	
Consumer Staples	11	%	\$110.18	
Financials	28	%	\$1,032.71	
Energy	32	%	\$461.52	
S&P/TSX Composite Index	216	%	\$2,958.70	

S&P/TSX Composite Index - Sectors Returns



This report is published by TSX Inc. TSX Inc. does not guarantee either the completeness or the accuracy of this information. The information contained in this report is provided for informational purposes only and you agree not to rely upon the information contained in this report for any trading, business or financial purpose. These sheets are printed in Canada and issued by TSX Inc. under the express condition, to which everyone receiving or making use thereof assents, that no liability shall be incurred by TSX Inc. or its affiliated companies or any other vendor or donor, including, without limitation, for reliance on or for any errors or inaccuracies in this report. Neither TMX Group Limited, TSX Inc., nor any of their affiliated companies, guarantees the completeness of the information contained in this document and are not responsible for any errors or omission in or your use of, or reliance on, the information. This publication is under copyright. © 2016 TSX Inc. All rights reserved. Do not copy, distribute, sell or modify this publication without the prior written consent of TSX Inc. <http://www.tsx.com/trading>

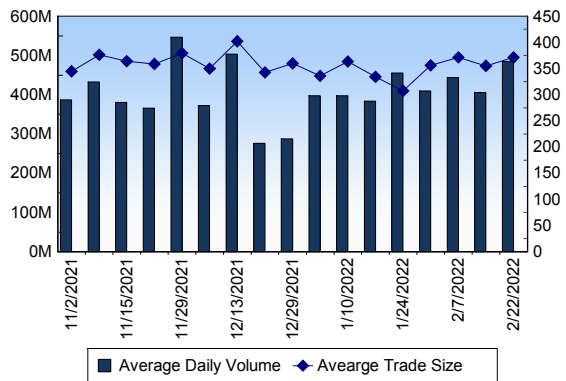
TSX

Daily Volume	484,395,117
Daily Value	\$13,906,303,860
Daily Trades	1,304,976
Daily Symbols Traded	2,225

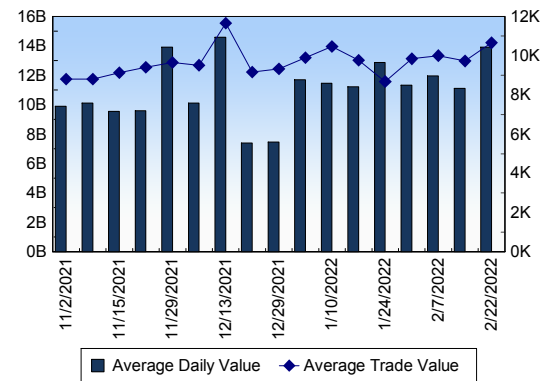
TSX ANONYMOUS TRADING

Daily Volume	212,427,348
Daily Value	\$5,825,465,181
Average Trade Size	343
% TSX Volume	43.85 %

TSX Volume



TSX Value (in Canadian Dollars)



Top 20 TSX Symbols by Volume

Symbol	TSX Volume	TSX Value
SU	29,411,844	\$1,091,217,165
MFC	26,122,480	\$687,343,105
ENB	10,359,731	\$545,090,113
ATH	9,112,171	\$15,683,139
CVE	9,110,414	\$179,360,940
SLF	8,445,308	\$573,201,593
K	6,922,098	\$49,319,249
XIU	6,561,559	\$209,332,962
CNQ	6,324,077	\$421,834,772
BBD.B	6,255,672	\$10,050,097
TD	6,107,481	\$645,973,237
T	6,049,688	\$193,830,859
ABX	5,577,650	\$162,905,000
CUF.UN	5,308,282	\$62,242,887
AC	5,039,319	\$127,582,192
CPG	4,681,951	\$38,894,600
BTE	4,654,017	\$22,946,638
TRP	4,476,153	\$296,180,860
PPL	4,414,996	\$183,305,185
BKI	3,800,628	\$501,681

Top 20 TSX Symbols by Value

Symbol	TSX Volume	TSX Value
SU	29,411,844	\$1,091,217,165
MFC	26,122,480	\$687,343,105
TD	6,107,481	\$645,973,237
SLF	8,445,308	\$573,201,593
ENB	10,359,731	\$545,090,113
CNQ	6,324,077	\$421,834,772
RY	2,844,956	\$403,378,894
BMO	2,410,392	\$352,501,479
BNS	3,431,050	\$313,977,190
TRP	4,476,153	\$296,180,860
SHOP	352,410	\$285,689,378
CNR	1,728,168	\$271,621,047
XIU	6,561,559	\$209,332,962
BCE	3,103,569	\$206,067,473
T	6,049,688	\$193,830,859
PPL	4,414,996	\$183,305,185
CM	1,138,994	\$183,185,468
CVE	9,110,414	\$179,360,940
FNV	920,884	\$170,949,529
ABX	5,577,650	\$162,905,000

ETF Trading

Daily Volume	45,560,508	Average Trade Value	\$10,085
Daily Value	\$1,044,711,946	Average Trade Size	440
# Trades	103,593	# of ETFs Traded	948

Top 10 ETFs by TSX Volume

Symbol	Market Volume	Market Value
XIU	6,561,559	\$209,332,962
XEG	2,833,716	\$36,544,501
HXT	1,569,382	\$78,808,146
HQD	1,296,523	\$9,390,971
HNU	1,214,151	\$15,562,666
HND	1,160,495	\$13,718,776
HOD	1,057,105	\$5,188,134
BTCC.B	965,169	\$6,868,297
BTCX.U	959,505	\$6,898,848
HUV	848,685	\$9,311,923

Top 10 ETFs by TSX Value

Symbol	Market Volume	Market Value
XIU	6,561,559	\$209,332,962
HXT	1,569,382	\$78,808,146
XEG	2,833,716	\$36,544,501
ZEB	763,126	\$31,649,400
XSP	598,647	\$27,719,974
VFV	249,062	\$24,340,512
XFN	463,447	\$24,232,323
XIC	716,452	\$23,854,768
XQQ	174,687	\$18,987,058
ZQQ	164,276	\$16,527,607

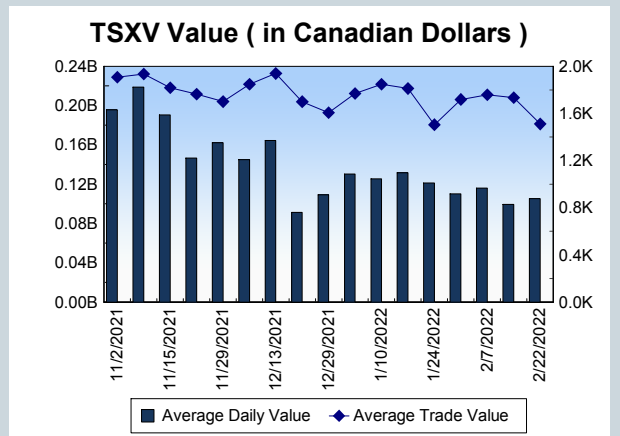
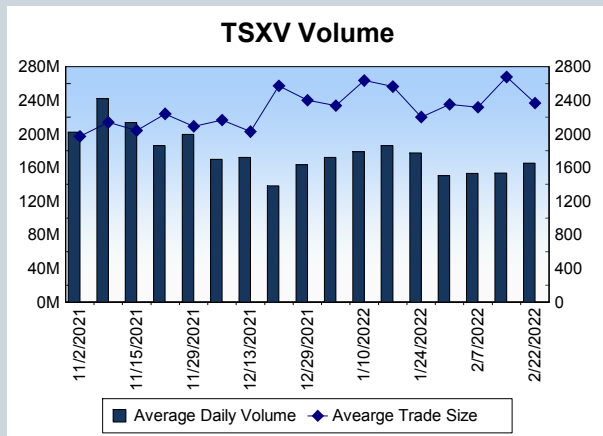
Block Trades	Non Block Trades
1,452	1,303,524

Top 5 Block Trade Brokers by Volume	
Broker	TSX Block Volume
NATIONAL BANK FINANCIAL	37,692,200
RBC CAPITAL MARKETS	27,707,200
GOLDMAN SACHS CANADA I	27,361,100
BMO NESBITT BURNS INC.	24,751,400
MERRILL LYNCH CANADA LT	15,157,300

Top 5 Block Trade Symbols by Volume	
Symbol	TSX Block Volume
SU	23,289,700
MFC	22,271,900
SLF	7,332,800
ENB	6,616,000
CUF.UN	4,193,600

TSXV	
Daily Volume	165,112,815
Daily Value	\$105,434,621
Daily Trades	69,791
Daily Symbols Traded	1,322

TSXV ANONYMOUS TRADING	
Daily Volume	76,690,881
Daily Value	\$54,415,849
Average Trade Size	2,623
% TSXV Volume	46.45%



Top 20 TSXV Symbols by Volume		
Symbol	TSXV Volume	TSXV Value
ROVR	2,347,360	\$116,768
ART	2,262,564	\$507,627
HIVE	2,220,998	\$5,305,198
SALT	2,055,914	\$3,364,306
SPOT	2,038,134	\$1,325,320
WATR	1,972,293	\$97,500
LTE	1,834,985	\$283,549
CMC	1,639,682	\$545,477
BITF	1,595,245	\$6,498,349
ROS	1,418,500	\$541,036
FMS	1,336,569	\$87,557
RHT	1,308,928	\$1,296,136
THRM	1,274,678	\$331,371
TAL	1,260,897	\$872,339
SNM	1,207,146	\$102,389
NHHH	1,116,066	\$149,309
KDA	1,084,568	\$119,363
RGD	1,061,866	\$227,838
QNC	1,050,863	\$193,261
AXL	1,038,133	\$226,696

Top 20 TSXV Symbols by Value		
Symbol	TSXV Volume	TSXV Value
BITF	1,595,245	\$6,498,349
TOI	66,315	\$5,752,033
HIVE	2,220,998	\$5,305,198
SALT	2,055,914	\$3,364,306
GBR	111,939	\$3,226,628
LI	852,598	\$2,620,420
RECO	276,102	\$1,631,681
EMO	571,366	\$1,500,785
SPOT	2,038,134	\$1,325,320
RHT	1,308,928	\$1,296,136
NFG	161,284	\$1,258,405
GASX	672,609	\$1,179,439
SLI	151,076	\$1,177,998
ARTG	185,290	\$1,172,479
QIPT	170,937	\$1,058,765
GRAT	853,715	\$1,013,591
CNC	296,007	\$903,317
AMC	140,975	\$873,999
TAL	1,260,897	\$872,339
OYL	292,573	\$857,841

Dark TSX/TSXV Trading			
Volume	20,056,630	Daily Trades	82,052
Value	682,919,500	Daily Symbols Traded	1,441