

DAILY REPORT



For more information, email trading_sales@tsx.com

February 9, 2022

Indices	February 9 Close	Previous Close	Change	% Change
S&P/TSX Composite Index	21,604.19			%
S&P/TSX 60 Index	1,311.03			%
S&P/TSX Venture Composite	875.00			%
S&P/TSX Completion Index	1,237.53			%
S&P/TSX Smallcap Index	790.44			%

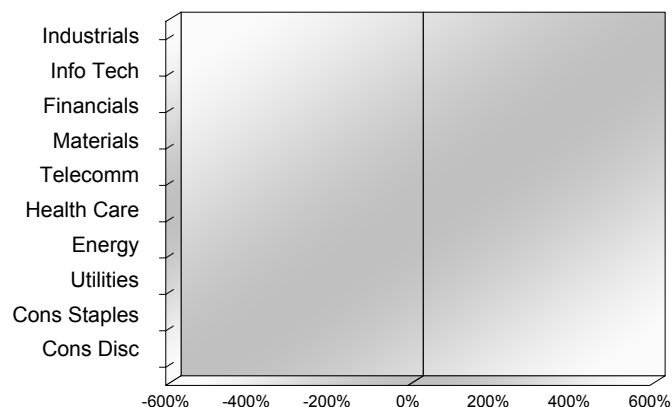
S&P/TSX Composite Index		
Advancers	Decliners	Unchanged
0	0	0

S&P/TSX Composite Index			
Top 10 Index Contributors		Top 10 Index Detractors	
Constituent	Index Contribution	Constituent	Index Contribution

S&P/TSX Composite Index			
Top 10 Advancers		Top 10 Decliners	
Constituent	Return	Constituent	Return
	%		%

S&P/TSX Composite Index				
Sector	# of Index Constituents	Weight	Market Cap (\$B)	Index Contribution
Industrials	30	%	\$366.99	
Information Technology	16	%	\$256.73	
Financials	28	%	\$1,064.31	
Materials	54	%	\$365.44	
Communication Services	7	%	\$151.15	
Health Care	8	%	\$23.14	
Energy	32	%	\$463.41	
Utilities	16	%	\$138.38	
Consumer Staples	11	%	\$116.24	
Consumer Discretionary	14	%	\$113.30	
S&P/TSX Composite Index	216	%	\$3,059.08	

S&P/TSX Composite Index - Sectors Returns



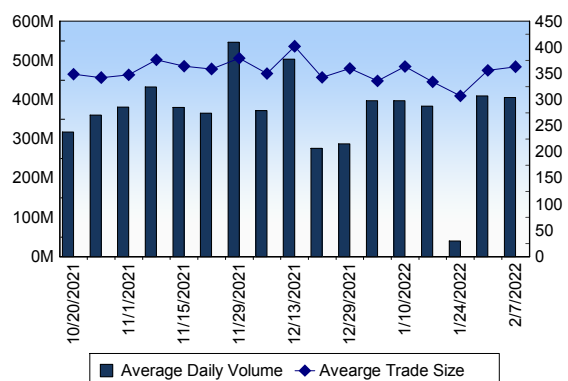
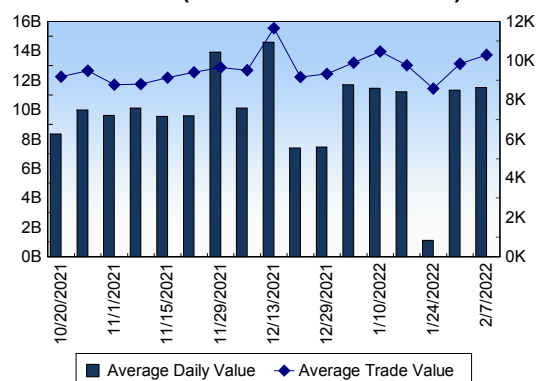
This report is published by TSX Inc. TSX Inc. does not guarantee either the completeness or the accuracy of this information. The information contained in this report is provided for informational purposes only and you agree not to rely upon the information contained in this report for any trading, business or financial purpose. These sheets are printed in Canada and issued by TSX Inc. under the express condition, to which everyone receiving or making use thereof assents, that no liability shall be incurred by TSX Inc. or its affiliated companies or any other vendor or donor, including, without limitation, for reliance on or for any errors or inaccuracies in this report. Neither TMX Group Limited, TSX Inc., nor any of their affiliated companies, guarantees the completeness of the information contained in this document and are not responsible for any errors or omission in or your use of, or reliance on, the information. This publication is under copyright. © 2016 TSX Inc. All rights reserved. Do not copy, distribute, sell or modify this publication without the prior written consent of TSX Inc. <http://www.tsx.com/trading>

TSX

Daily Volume	391,176,772
Daily Value	\$9,901,469,001
Daily Trades	1,114,624
Daily Symbols Traded	2,145

TSX ANONYMOUS TRADING

Daily Volume	156,610,919
Daily Value	\$3,915,190,917
Average Trade Size	306
% TSX Volume	40.04 %

TSX Volume**TSX Value (in Canadian Dollars)****Top 20 TSX Symbols by Volume**

Symbol	TSX Volume	TSX Value
BBD.B	13,709,019	\$24,134,774
ENB	8,832,243	\$480,850,835
CVE	7,951,046	\$150,795,689
SU	7,260,865	\$266,124,731
DML	7,168,687	\$11,958,446
BTE	6,658,050	\$32,564,417
WEED	6,206,798	\$68,145,929
CPG	5,729,745	\$46,463,445
HEXO	5,083,151	\$4,456,942
MFC	5,072,809	\$136,675,118
WCP	4,853,589	\$43,488,644
AEM	4,828,543	\$303,315,413
CNQ	4,510,935	\$293,923,181
HUT	4,024,214	\$39,253,258
TD	3,719,207	\$400,120,732
BTO	3,715,492	\$17,817,975
BB	3,255,513	\$30,596,778
FCU	3,197,429	\$2,689,587
TRP	3,157,353	\$207,480,171
ABX	3,150,668	\$79,169,015

Top 20 TSX Symbols by Value

Symbol	TSX Volume	TSX Value
ENB	8,832,243	\$480,850,835
TD	3,719,207	\$400,120,732
RY	2,586,199	\$379,647,164
AEM	4,828,543	\$303,315,413
CNQ	4,510,935	\$293,923,181
SU	7,260,865	\$266,124,731
BMO	1,689,764	\$254,958,844
SHOP	213,335	\$247,088,675
TRP	3,157,353	\$207,480,171
BNS	2,097,770	\$197,694,681
CNR	1,137,523	\$179,843,903
CM	1,022,007	\$169,121,952
CVE	7,951,046	\$150,795,689
KL	2,985,038	\$148,784,491
MFC	5,072,809	\$136,675,118
CP	1,241,041	\$114,797,251
BCE	1,649,277	\$110,092,866
ATD	1,863,021	\$102,456,214
TECK.B	2,117,361	\$95,766,447
IFC	514,906	\$95,162,665

ETF Trading

Daily Volume	27,915,188	Average Trade Value	\$10,207
Daily Value	\$608,227,342	Average Trade Size	468
# Trades	59,590	# of ETFs Traded	876

Top 10 ETFs by TSX Volume

Symbol	Market Volume	Market Value
XIU	2,384,135	\$79,123,504
XEG	1,763,232	\$22,198,738
BTCX.U	1,753,763	\$14,710,603
HNU	1,624,159	\$16,518,919
HND	1,121,763	\$17,622,602
ETHX.B	656,673	\$9,890,251
BTCC.B	650,445	\$5,392,856
HOD	508,656	\$2,742,769
HQU	480,454	\$8,259,899
ETHX.U	455,433	\$6,666,323

Top 10 ETFs by TSX Value

Symbol	Market Volume	Market Value
XIU	2,384,135	\$79,123,504
XQQ	205,055	\$23,981,699
HXT	440,509	\$22,879,811
XEG	1,763,232	\$22,198,738
ZEB	429,267	\$18,344,535
XSP	363,867	\$17,861,640
HND	1,121,763	\$17,622,602
VFV	164,050	\$16,892,871
HNU	1,624,159	\$16,518,919
XIC	434,142	\$14,938,109

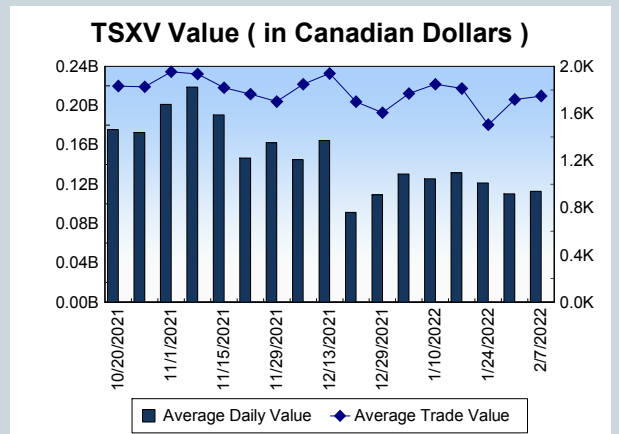
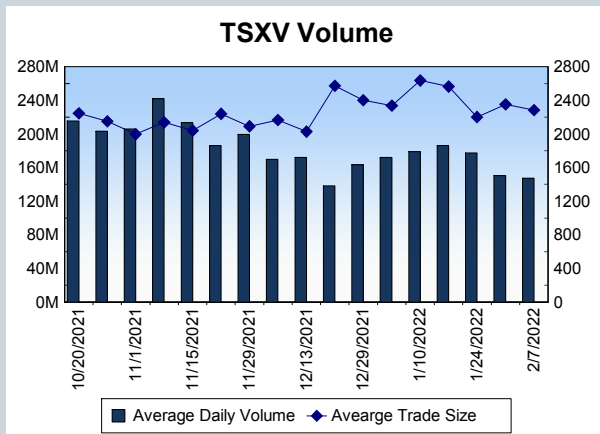
Block Trades	Non Block Trades
1,202	1,113,422

Top 5 Block Trade Brokers by Volume	
Broker	TSX Block Volume
BMO NESBITT BURNS INC.	22,024,150
GOLDMAN SACHS CANADA I	19,292,100
TD SECURITIES INC.	11,663,500
NATIONAL BANK FINANCIAL	10,751,900
RBC CAPITAL MARKETS	6,426,200

Top 5 Block Trade Symbols by Volume	
Symbol	TSX Block Volume
ENB	5,294,400
SU	2,657,000
WCP	1,905,600
AEM	1,622,200
CVE	1,617,100

TSXV	
Daily Volume	153,146,006
Daily Value	\$109,215,039
Daily Trades	59,584
Daily Symbols Traded	1,286

TSXV ANONYMOUS TRADING	
Daily Volume	75,764,323
Daily Value	\$56,505,527
Average Trade Size	2,762
% TSXV Volume	49.47%



Top 20 TSXV Symbols by Volume		
Symbol	TSXV Volume	TSXV Value
AAZ	4,519,296	\$316,299
FUU	4,344,686	\$648,882
HIVE	3,399,454	\$9,359,173
KTN	3,031,156	\$506,064
ELXR	2,983,083	\$43,468
NXS	1,820,050	\$45,658
OPHR	1,744,500	\$180,928
TVC	1,572,928	\$134,288
CMC	1,570,983	\$589,322
BITF	1,490,309	\$8,212,073
NWST	1,248,856	\$809,773
PBX	1,157,471	\$764,721
HTC	1,146,000	\$18,470
SAE	1,128,613	\$183,112
SOP.H	1,053,000	\$38,090
FO	1,045,014	\$175,785
AEC	1,044,712	\$102,527
XX	1,034,706	\$1,581,408
PWM	1,034,365	\$293,949
TKX	1,033,999	\$44,572

Top 20 TSXV Symbols by Value		
Symbol	TSXV Volume	TSXV Value
TOI	105,234	\$9,924,525
HIVE	3,399,454	\$9,359,173
BITF	1,490,309	\$8,212,073
GBR	119,114	\$3,410,518
SLI	294,617	\$2,480,008
ODV	457,184	\$2,013,618
SALT	910,720	\$1,645,302
FOM	659,390	\$1,615,418
XX	1,034,706	\$1,581,408
EU	921,623	\$1,277,918
LI	352,346	\$1,233,557
AMC	223,232	\$1,184,830
ZEN	275,574	\$1,136,737
RECO	174,455	\$1,127,758
BTR	827,908	\$1,112,051
OYL	329,844	\$1,057,878
SGML	76,584	\$1,029,696
TIC	815,383	\$878,337
URC	193,488	\$871,864
NWST	1,248,856	\$809,773

Dark TSX/TSXV Trading			
Volume	19,049,910	Daily Trades	77,350
Value	603,551,753	Daily Symbols Traded	1,465